




















150mm Fixed Heavy Duty Cast Iron Castors 700kg

150-5050-CIB

These 150mm extra heavy duty fixed castors made of a heavy duty pressed steel zinc plated, housing a heavy duty 150mm (6") cast iron wheel. This fixed castor wheel runs on ball bearings, making heavier loads easier to move. These heavy duty fixed metal castors are suitable for a range of heavy duty applications. Load capacity 700kgs per cast iron fixed castor, combine 4 to carry over 2 tonne castors! Overall height 190mm, 4 x M10 Bolt fixing plate for easy attachment. Heavy duty metal castors for heavy applications!



Technical Specifications

	Bearing Type	Roller
	Colour	No
	Load Capacity (kg)	700
	Max Load Capacity of 4 Castors	2100
	Plate Dimension Length (mm)	140
	Plate Dimension Width (mm)	110
	Plate Hole Centres Length (mm)	105
	Plate Hole Centres Width (mm)	80/75
	Plate Hole Diameter	10
	Product Type	Top Plate Castors
	Swivel Radius	150
	Temperature Range	-20 min to +60 max
	Thread Material	No
	Total Castor Height	190
	Tread Width (mm)	45
	Wheel Centre	Cast Iron
	Wheel Colour	Cast Iron
	Wheel Diameter(mm)	150
	Wheel Material	Cast Iron

Dimensions

