



ROSS
handling

PRODUCT CATALOGUE

Castors

Wheels

Tube Inserts & Fittings

Adjustable Feet

Handwheels & Grips

Handling Equipment



Welcome to Ross Handling

At Ross Handling we pride ourselves on having the right products, at the right price, right when you need them. For over forty years we have been supplying our customers with high quality products, sourced from suppliers throughout the globe.

In this catalogue you will find a large cross section of our product portfolio but whatever your industry sector or application, our expert team are always on hand to advise and devise the right solution for you.

Always in stock, always next day. That is the promise we make to our customers and we work tirelessly to keep it. Operating from our purpose built warehouse facility in Leicester, we keep an extensive product range in stock at all times to make sure that you get the products that you need, when you need them.



UK NO.1 SUPPLIER

Castors, Wheels, Trucks, Trolleys and Steps



NO QUIBBLE RETURNS

Money Back promise



FREE EXPERT ADVICE

Contact us for advice



NEXT DAY DELIVERY

Fast UK Deliveries



1000's IN STOCK

Ready for dispatch

To find out more

please visit www.rosscastors.co.uk or call 0116 276 4987
Ross Handling Ltd, 1 Tuxford Road, Leicester, LE4 9TZ



Handling excellence for over 40 years



Ross Handling through the ages

1970s

The Good Old Days! We have an unrivalled enthusiasm for castors and wheels and that's how it started back in 1977 with the owner and founder Frank Fitzpatrick



1980s

The company grows and moves into a new premises and we work hard to grow the range of castors and wheels we are able to offer our customers.



1990s

We successfully launch a new range of plastic components to complement the castors range. The tube inserts and adjustable feet become an instant hit with our customers



2000

Our success story is visible in our catalogues as the business grows and develops new ranges. We launch our online website in 2012 making it even easier for customers to place orders online.



2015

We move into our purpose built facility in Leicester and win Small Business of the Year! What as Year!



2016

Never one to stand still we release a new catalogue and launch new range of 'Connect A Tube'.



Less of a company more of a family

family values since 1977

Catalogue Contents

Pages 3-48



CASTORS

The UK's most comprehensive range of castors.

Ranging from small light duty furniture castors up to extra heavy duty fabricated industrial castors, and everything in between!

Pages 49-70



WHEELS

We can offer a wheel for every application: from rubber to nylon, from small plastic everyday wheels to large heavy duty polyurethane wheels.

Page 100



CONNECT-A-TUBE

Design and build bespoke pieces of handling and storage equipment from our range of tube and brackets. We can offer design advice and a bespoke cutting service.

Page 101



TRUCKS & TROLLEYS

We offer a wide range of sack trucks, trolleys and steps, take a look at our website for more information.

Pages 84-89 & 99



HANDWHEELS & GRIPS

We offer a wide range of handwheels and handgrips in different styles and textures. We can manufacture to order if you have specific requirements.

Pages 72-77 & 91-93



TUBE END FITTINGS

A huge range of tube inserts for all shapes and sizes of tubing, ideal for finishing tubular frameworks. From small caps and plugs to heavy duty inserts, all in stock.

Pages 94-98



ADJUSTABLE FEET

We offer a range of adjustable feet in a variety of sizes and thread lengths. From stainless steel, to furniture feet, to conveyor feet – all available for next day delivery.

always in stock, always next day



UK NO.1 SUPPLIER
Castors, Wheels, Trucks,
Trolleys and Steps



NO QUIBBLE RETURN
Money Back
promise



FREE EXPERT ADVICE
Contact us
for advice



NEXT DAY DELIVERY
Fast UK
Deliveries



UK NO.1 SUPPLIER
Ready for
dispatch



Castors Contents

- 4 Twin Wheel Castors
- 9 Furniture Castors
- 13 Vintage Castors
- 14 Medical Castors
- 18 Light Duty Castors
- 24 Medium Duty Castors
- 25 Expanders
- 28 Temperature Resistant Castors
- 29 Anti Static Castors
- 30 Heavy Duty Castors
- 34 Pneumatic/Puncture Proof Castors
- 36 Stainless Steel Castors
- 42 Jacking Castors
- 45 Container Castors
- 46 Footmaster Castors
- 47 Scaffold Castors
- 48 Low Level/Scene Shifters

TW Series Stem Fitting - Twin Wheel Castors

Wheel diameters: 40mm, 50mm & 75mm

Bracket: Black Plastic

Wheel Material: Twin Black Nylon

Bearing Type: Plain






Load capacity: 40kg to 75kg








Swivel

Swivel Braked

Swivel TW Series

 Black Plastic	 Wheel Diam	 Castor Height	 Stem Size	 Bearing Type
TW4001 M8X15 40kg	40	52	M8 x 15	Plain
TW4001 M10X15 40kg	40	52	M10 x 15	Plain
TW5001 M8X15 50kg	50	64	M8 x 15	Plain
TW5001 M10X15 50kg	50	64	M10 x 15	Plain
TW7501 M8X15 75kg	75	81	M8 x 15	Plain
TW7501 M8X25 75kg	75	81	M8 x 25	Plain
TW7501 M10X15 75kg	75	81	M10 x 15	Plain
TW7501 M10X25 75kg	75	81	M10 x 25	Plain

Swivel Braked TW Series

 Black Plastic	 Wheel Diam	 Castor Height	 Stem Size	 Bearing Type
TW4001 M8X15/B 40kg	40	52	M8 x 15	Plain
TW4001 M10X15/B 40kg	40	52	M10 x 15	Plain
TW5001 M8X15/B 50kg	50	64	M8 x 15	Plain
TW5001 M10X15/B 50kg	50	64	M10 x 15	Plain
TW7501 M8X15/BR 75kg	75	81	M8 x 15	Plain
TW7501 M8X25/B 75kg	75	81	M8 x 15	Plain
TW7501 M10X15/B 75kg	75	81	M10 x 15	Plain
TW7501 M10X25/B 75kg	75	81	M10 x 25	Plain

TW Series Top Plate - Twin Wheel Castors

Wheel diameters: 40mm, 50mm & 75mm

Bracket: Black Plastic

Wheel Material: Twin Black Nylon

Bearing Type: Plain

Load capacity: 40kg to 75kg










Swivel










Swivel Braked

Swivel TW Series

						
Black Plastic	Wheel Diam	Castor Height	Plate Size	Bolt Space	Bolt Diam	Bearing Type
TW4004 40kg	40	54	38 X 38	27 X 27	5	Plain
TW5004 50kg	50	66	38 X 38	27 X 27	5	Plain
TW7504 75kg	75	88	38 X 38	27 X 27	5	Plain

Swivel Braked TW Series

						
Black Plastic	Wheel Diam	Castor Height	Plate Size	Bolt Space	Bolt Diam	Bearing Type
TW4004/B 40kg	40	54	38 X 38	27 X 27	5	Plain
TW5004/B 50kg	50	66	38 X 38	27 X 27	5	Plain
TW7504/B 75kg	75	88	38 X 38	27 X 27	5	Plain

TW Series Circlip Fitting

Wheel diameters: 50mm

Bracket: Black Plastic

Wheel Material: Black Nylon, Grey Rubber







Bearing Type: Plain

Load capacity: 50kg



Swivel

Swivel TW Series

					
Black Plastic	Grey Rubber	Wheel Diam	Castor Height	Stem Size	Bearing Type
TW500 M10CIRCLIP 50kg	TWR500 M10CIRCLIP 50kg	50	54	M10 x 30 circlip	Plain
TW500 M11CIRCLIP 50kg	TWR500 M11CIRCLIP 50kg	50	57	M11 x 22 circlip	Plain

DS Series Stem Fitting - Twin Wheel Castors

Wheel diameters: 65mm & 75mm

Bracket: Grey Plastic







Wheel Material: Grey Rubber

Bearing Type: Plain







Load capacity: 60kg to 75kg



Swivel DS Series

 Grey Rubber	 Wheel Diam	 Castor Height	 Stem Size	 Swivel Radius	 Bearing Type
DS65 M8X15 60kg	65	74	M8 x 15	53	Plain
DS65 M8X25 60kg	65	74	M8 x 25	53	Plain
DS65 M10X15 60kg	65	74	M10 x 15	53	Plain
DS65 M10X25 60kg	65	74	M10 x 25	53	Plain
DS75 M8X15 75kg	75	81	M8 x 15	53	Plain
DS75 M8X25 75kg	75	81	M8 x 25	53	Plain
DS75 M10X15 75kg	75	81	M10 x 15	53	Plain
DS75 M10X25 75kg	75	81	M10 x 25	53	Plain

Swivel Braked DS Series

 Grey Rubber	 Wheel Diam	 Castor Height	 Stem Size	 Swivel Radius	 Bearing Type
DS65 M8X15/B 60kg	65	74	M8 x 15	87	Plain
DS65 M8X25/B 60kg	65	74	M8 x 25	87	Plain
DS65 M10X15/B 60kg	65	74	M10 x 15	87	Plain
DS65 M10X25/B 60kg	65	74	M10 x 25	87	Plain
DS75 M8X15/B 75kg	75	81	M8 x 15	87	Plain
DS75 M8X25/B 75kg	75	81	M8 x 25	87	Plain
DS75 M10X15/B 75kg	75	81	M10 x 15	87	Plain
DS75 M10X25/B 75kg	75	81	M10 x 25	87	Plain

DS Series Top Plate - Twin Wheel Castors

Wheel diameters: 65mm & 75mm

Bracket: Grey Plastic









Wheel Material: Grey Rubber

Bearing Type: Plain









Load capacity: 65kg to 75kg



Swivel DS Series

 Grey Rubber	 Wheel Diam	 Castor Height	 Plate Size	 Bolt Space	 Bolt Diam	 Swivel Radius	 Bearing Type
DS654 65kg	65	79	38 X 38	27 X 27	4.4	53	Plain
DS754 75kg	75	88	38 X 38	27 X 27	4.4	53	Plain

Swivel Braked DS Series

 Grey Rubber	 Wheel Diam	 Castor Height	 Plate Size	 Bolt Space	 Bolt Diam	 Swivel Radius	 Bearing Type
DS654/B 65kg	65	79	38 X 38	27 X 27	4.4	53	Plain
DS754/B 75kg	75	88	38 X 38	27 X 27	4.4	53	Plain

We deliver worldwide.



BS Series Stem Fitting - Twin Wheel Castors

Wheel diameters: 75mm

Bracket: Grey Plastic

Wheel Material: Grey Rubber

Bearing Type: Plain







Load capacity: 100kg









Swivel

Swivel Braked

Swivel BS Series

					
Grey Rubber	Wheel Diam	Castor Height	Stem Size	Swivel Radius	Bearing Type
BS75 M10X15 100kg	75	92	M10 x 15	73	Plain
BS75 M10X25 100kg	75	92	M10 x 25	73	Plain

Swivel Braked BS Series

					
Grey Rubber	Wheel Diam	Castor Height	Stem Size	Swivel Radius	Bearing Type
BS75 M10X15/B 100kg	75	92	M10 x 15	106	Plain
BS75 M10X25/B 100kg	75	92	M10 x 25	106	Plain

BS Series Top Plate - Twin Wheel Castors

Wheel diameters: 75mm

Bracket: Grey Plastic

Wheel Material: Grey Rubber

Bearing Type: Plain









Load capacity: 100kg











Swivel

Swivel Braked

Swivel BS Series

							
Grey Rubber	Wheel Diam	Castor Height	Plate Size	Bolt Space	Bolt Diam	Swivel Radius	Bearing Type
BS754 100kg	75	100	65 X 65	47 X 47	5	73	Plain

Swivel Braked BS Series

							
Grey Rubber	Wheel Diam	Castor Height	Plate Size	Bolt Space	Bolt Diam	Swivel Radius	Bearing Type
BS754/B 100kg	75	100	65 X 65	47 X 47	5	106	Plain

BD Series - Designer Furniture Castors

Wheel diameters: 65mm

Bracket: Powder Coated Coloured Metal








Wheel Material: Plastic

Bearing Type: Plain










Load capacity: 50kg



BD Series Stem Fitting

						
Plastic	Wheel Diam	Tread Width	Castor Height	Stem Size	Swivel Radius	Bearing Type
65-BD-B-M8X15/BR 50kg	65	20	103	M8 x 15	66	Plain
65-BD-B-M10X15/BR 50kg	65	20	103	M10 x 15	66	Plain
65-BD-OW-M8X15/BR 50kg	65	20	103	M8 x 15	66	Plain
65-BD-OW-M10X15/BR 50kg	65	20	103	M10 x 15	66	Plain
65-BD-WR-M8X15/BR 50kg	65	20	103	M8 x 15	66	Plain
65-BD-WR-M10X15/BR 50kg	65	20	103	M10 x 15	66	Plain
65-BD-BS-M8X15/BR 50kg	65	20	103	M8 x 15	66	Plain
65-BD-BS-M10X15/BR 50kg	65	20	103	M10 x 15	66	Plain

BD Series Top Plate

								
Plastic	Wheel Diam	Tread Width	Castor Height	Plate Size	Bolt Space	Bolt Diam	Swivel Radius	Bearing Type
65-BD-B-P/BR 50kg	65	20	108	47 X 47	35/32 X 35/32	6	66	Plain
65-BD-OW-P/BR 50kg	65	20	108	47 X 47	35/32 X 35/32	6	66	Plain
65-BD-WR-P/BR 50kg	65	20	108	47 X 47	35/32 X 35/32	6	66	Plain
65-BD-BS-P/BR 50kg	65	20	108	47 X 47	35/32 X 35/32	6	66	Plain



Shepherd Series - Metal Ball Furniture Castors

Wheel diameters: 50mm & 63mm

Bracket: Metal

Wheel Material: Metal, Polyurethane

Bearing Type: Plain

Load capacity: 50kg to 75kg



Top Plate Nickel

Peg and Socket,
Polyurethane Tyre

Threaded Stem,
Dark Brown

Swivel Ball Castors

Beige	Dark Brown	Nickel	Polyurethane Tyre	Wheel Diam	Castor Height	Plate Size	Bolt Space	Bolt Diam	Bearing Type
NO.41 50kg	NO.41 DARK BROWN 50kg	NO.41 NICKEL 50kg	NO.41 P/T 50kg	50	56 P/T=60	38 X 38	25.4 X 25.4	6	Plain
NO.44 50kg	NO.44 DARK BROWN 50kg	NO.44 NICKEL 50kg	NO.44 P/T 50kg	50	56 P/T=60	-	-	M8 X 15	Plain
NO.46 50kg	NO.46 DARK BROWN 50kg	NO.46 NICKEL 50kg	NO.46 P/T 50kg	50	56 P/T=60	-	-	9.5 X 25 peg	Plain
NO.54 75kg	-	-	-	63	70	-	-	M10 X 14	Plain
NO.51 75kg	-	-	-	63	70	38 X 38	25.4 X 25.4	6	Plain

AP Series - Spherical Furniture Castors

Wheel diameters: 40mm & 50mm

Bracket: Zinc plated pressed steel

Wheel Material: Polypropylene, Rubber

Bearing Type: Plain

Load capacity: 20kg to 25kg



Top Plate, Black

Top Plate, Grey

Stem, Black

Swivel Ball Castors

Black Polypropylene	Grey Rubber	Wheel Diam	Tread Width	Castor Height	Plate Size	Bolt Space	Bolt Diam	Swivel Radius	Bearing Type
AP4004 20kg	APR4004 20kg	40	22	52	37 X 37	30 X 30	4	39	Plain
AP5004 25kg	APR5004 25kg	50	23	60	37 X 37	30 X 30	4	AP=42 APR=45	Plain
AP40 M8X15 20kg	APR40 M8X15 20kg	40	22	56	-	-	M8 x 15	AP=36 APR=39	Plain
AP50 M8X15 25kg	APR50 M8X15 25kg	50	23	64	-	-	M8 x 15	AP=42 APR=45	Plain

Brass Series - Antique Furniture Castors

Wheel diameters: 32mm

Bracket: Brass

Wheel Material: Brass, China

Bearing Type: Plain

Load capacity: 100kg



Screw, White China

Screw, Brown China

Peg and Socket, Brass

Square Socket, Brass

Swivel Brass Series

Brass	White China	Brown China	Wheel Diam	Tread Width	Castor Height	Bolt Diam	Swivel Radius	Bearing Type
BR32-SCREW 100kg	BR32-SCREW-WC 100kg	BR32-SCREW-BC 100kg	32	19	45	4mm	36	Plain
BR32-PEG 100kg	-	-	32	19	46	4mm	34	Plain
BR32-SQSKT 100kg	-	-	32	19	46		38	Plain

PP Series & FFK Series - Small Furniture Castors

Wheel diameters: 25mm, 30mm & 41mm

Bracket: Zinc plated pressed steel

Wheel Material: Black Polypropylene

Bearing Type: Plain

Load capacity: 20kg to 50kg



Fixed

Swivel

Swivel Castors

Black Polypropylene	Wheel Diam	Castor Height	Bearing Type
FF-K41 50kg	41	52	Plain

Fixed Castors

Black Polypropylene	Wheel Diam	Tread Width	Castor Height	Plate Size	Bolt Space	Bolt Diam	Bearing Type
25-88-PP 20kg	25	13	28	40	30	4.3	Plain
30-88-PP 25kg	30	15	32	45	35	5	Plain

W Series Bolt Hole Fitting - Wooden Castors

Wheel diameters: 50mm, 75mm & 100mm

Bracket: Black powder coated pressed steel

Wheel Material: Beech Wood Rubber Trim

Bearing Type: Plain








Load capacity: 25kg to 70kg










Swivel

Swivel Braked

Swivel W Series

 Black Rubber	 Wheel Diam	 Tread Width	 Castor Height	 Bolt Diam	 Swivel Radius	 Bearing Type
W50-BH10 25kg	50	18	72	10	50	Plain
W75-BH10 60kg	75	20	101	10	68	Plain
W100-BH10 70kg	100	22	125	10	75	Plain

Swivel Braked W Series

 Black Rubber	 Wheel Diam	 Tread Width	 Castor Height	 Bolt Diam	 Swivel Radius	 Bearing Type
W50-BH10/SWB 25kg	50	18	72	10	85	Plain
W75-BH10/SWB 60kg	75	20	101	10	100	Plain
W100-BH10/SWB 70kg	100	22	125	10	100	Plain

THE ROSS HANDLING PROMISE
always in stock, always next day

Vintage Series - Top Plate Vintage Castors

Wheel diameters: 100mm, 125mm & 150mm

Bracket: Zinc plated pressed steel

Wheel Material: Cast Iron

Bearing Type: Plain

Load capacity: 120kg to 362kg












Swivel










Fixed

Swivel Braked

Vintage Series

 Black Cast Iron	 Wheel Diam	 Tread Width	 Castor Height	 Plate Size	 Bolt Space	 Bolt Diam	 Swivel Radius	 Bearing Type
Swivel 100-1000-CISPOKE 120kg	100	32	130	92 X 60	72 X 44	8	85	Plain
Fixed 100-1050-CISPOKE 120kg	100	32	130	92 X 60	72 X 44	8	-	Plain
Swivel 125-1000-CISPOKE 136kg	125	32	156	92 X 60	72 X 44	8	100	Plain
Fixed 125-1050-CISPOKE 136kg	125	32	156	92 X 60	72 X 44	8	-	Plain
Swivel 150-1000-CISPOKE 362kg	150	50	191	114 X 102	97/76 X 78/70	10	110	Plain
Fixed 150-1050-CISPOKE 362kg	150	50	191	114 X 102	97/76 X 78/70	10	-	Plain

Swivel Braked Vintage Series

 Black Cast Iron	 Wheel Diam	 Tread Width	 Castor Height	 Plate Size	 Bolt Space	 Bolt Diam	 Swivel Radius	 Bearing Type
100-1000-CISPOKE/BR 120kg	100	32	130	92 X 60	72 X 44	8	85	Plain
125-1000-CISPOKE/BR 136kg	125	32	156	92 X 60	72 X 44	8	100	Plain
150-1000-CISPOKE/BR 362kg	150	50	191	114 X 102	97/76 X 78/70	10	110	Plain

LS Series Stem Fitting - Twin Wheel Castor

Wheel diameters: 50mm, 75mm & 100mm

Bracket: White Plastic







Wheel Material: Grey Rubber

Bearing Type: Plain







Load capacity: 100kg



Swivel LS Series

 Grey Rubber	 Wheel Diam	 Castor Height	 Stem Size	 Swivel Radius	 Bearing Type
LS50-M8X15 100kg	50	57	M8 x 15	42	Plain
LS50-M10X15 100kg	50	57	M8 x 25	42	Plain
LS75-M8X15 100kg	75	80	M10 x 15	65	Plain
LS75-M10X15 100kg	75	80	M10 x 15	65	Plain
LS100-M10X15 100kg	100	122	M10 x 15	82	Plain
LS100-M10X25 100kg	100	122	M10 x 25	82	Plain

Swivel Braked LS Series

 Grey Rubber	 Wheel Diam	 Castor Height	 Stem Size	 Swivel Radius	 Bearing Type
LS50-M8X15/BR 100kg	50	57	M8 x 15	50	Plain
LS50-M10X15/BR 100kg	50	57	M8 x 25	50	Plain
LS75-M8X15/BR 100kg	75	80	M10 x 15	81	Plain
LS75-M10X15/BR 100kg	75	80	M10 x 15	81	Plain
LS100-M10X15/BR 100kg	100	122	M10 x 15	102	Plain
LS100-M10X25/BR 100kg	100	122	M10 x 25	102	Plain

LS Series Top Plate - Twin Wheel Castors

Wheel diameters: 50mm, 75mm & 100mm

Bracket: White Plastic

Wheel Material: Grey Rubber









Bearing Type: Plain

Load capacity: 100kg











Medical Castors

Swivel LS Series

 Grey Rubber	 Wheel Diam	 Castor Height	 Plate Size	 Bolt Space	 Bolt Diam	 Swivel Radius	 Bearing Type
LS504 100kg	50	64	38 X 38	27 X 27	4.4	50	Plain
LS754 100kg	75	86	38 X 38	27 X 27	4.4	65	Plain
LS1004 100kg	100	124	38 X 38	27 X 27	4.4	82	Plain

Swivel Braked LS Series

 Grey Rubber	 Wheel Diam	 Castor Height	 Plate Size	 Bolt Space	 Bolt Diam	 Swivel Radius	 Bearing Type
LS504/BR 100kg	50	64	38 X 38	27 X 27	4.4	50	Plain
LS7504/BR 100kg	75	86	38 X 38	27 X 27	4.4	81	Plain
LS1004/BR 100kg	100	124	38 X 38	27 X 27	4.4	102	Plain



Ross Handling is the UK's leading supplier of castors, wheels and handling equipment.

ES Series Stem Fitting and Top Plate Castors

Wheel diameters: 80mm & 100mm

Bracket: Light Grey Plastic

Wheel Material: Grey Rubber

Bearing Type: Plain






Load capacity: 60kg to 70kg








Swivel Stem Fitting

Swivel Top Plate








Swivel ES Series Stem Fitting

 Grey Rubber	 Wheel Diam	 Castor Height	 Stem Size	 Bearing Type
ES80 M10X15 60kg	80	110	10	Plain
ES80 M10X25 60kg	80	110	10	Plain
ES100 M10X15 70kg	100	126	10	Plain
ES100 M10X25 70kg	100	126	10	Plain








Swivel Braked ES Series Stem Fitting

 Grey Rubber	 Wheel Diam	 Castor Height	 Stem Size	 Bearing Type
ES80 M10X15/B 60kg	80	110	10	Plain
ES80 M10X25/B 60kg	80	110	10	Plain
ES100 M10X15/B 70kg	100	126	10	Plain
ES100 M10X25/B 70kg	100	126	10	Plain

Swivel ES Series Top Plate

 Grey Rubber	 Wheel Diam	 Castor Height	 Plate Size	 Bolt Space	 Bolt Diam	 Bearing Type
ES804 60kg	80	114	55	43	5	Plain
ES1004 70kg	100	131	55	43	5	Plain

Swivel Braked ES Series Top Plate

 Grey Rubber	 Wheel Diam	 Castor Height	 Plate Size	 Bolt Space	 Bolt Diam	 Bearing Type
ES804/B 60kg	80	114	55	43	5	Plain
ES1004/B 70kg	100	131	55	43	5	Plain

GS Series Bolt Hole and Top Plate Castors

Wheel diameters: 100mm, 125mm & 150mm

Bracket: Grey Plastic

Wheel Material: Grey Rubber

Bearing Type: Plain

Load capacity: 80kg to 100kg








Swivel Bolt Hole






Swivel Braked Top Plate

Medical Castors








Swivel GS Series Bolt Hole

 Grey Rubber	 Wheel Diam	 Castor Height	 Bolt Diam	 Bearing Type
GS100-12 80kg	100	135	12	Plain
GS125-12 100kg	125	161	12	Plain
GS150-12 100kg	150	189	12	Plain








Swivel Braked GS Series Bolt Hole

 Grey Rubber	 Wheel Diam	 Castor Height	 Bolt Diam	 Bearing Type
GS100-12/BR 80kg	100	135	12	Plain
GS125-12/BR 100kg	125	161	12	Plain
GS150-12/BR 100kg	150	189	12	Plain

Swivel GS Series Top Plate

 Grey Rubber	 Wheel Diam	 Castor Height	 Plate Size	 Bolt Space	 Bolt Diam	 Bearing Type
GS1004 80kg	100	138	90 X 70	70 X 50	8	Plain
GS1254 100kg	125	164	90 X 70	70 X 50	8	Plain
GS1504 100kg	150	192	90 X 70	70 X 50	8	Plain

Swivel Braked GS Series Top Plate

 Grey Rubber	 Wheel Diam	 Castor Height	 Plate Size	 Bolt Space	 Bolt Diam	 Bearing Type
GS1004/BR 80kg	100	138	90 X 70	70 X 50	8	Plain
GS1254/BR 100kg	125	164	90 X 70	70 X 50	8	Plain
GS1504/BR 100kg	150	192	90 X 70	70 X 50	8	Plain

FS Series - Light Duty Top Plate Castors

Wheel diameters: 50mm

Bracket: Zinc plated pressed steel

Wheel material: Polypropylene, Rubber

Bearing Type: Plain

Load capacity: 50kg to 55kg













Black Polypropylene



Grey Rubber

Swivel FS Series

									
Black Polypropylene	Grey Rubber	Wheel Diam	Tread Width	Castor Height	Plate Size	Bolt Space	Bolt Diam	Swivel Radius	Bearing Type
FS-N2014 55kg	FS-P2014 50kg	50	22	72	50 x 50	36 x 36	6	48	plain













Black Polypropylene



Grey Rubber

Swivel Braked FS Series

									
Black Polypropylene	Grey Rubber	Wheel Diam	Tread Width	Castor Height	Plate Size	Bolt Space	Bolt Diam	Swivel Radius	Bearing Type
FS-N2014/BR 55kg	FS-P2014/BR 50kg	50	22	72	50 x 50	36 x 36	6	70	Plain

Low minimum orders ✓
An unrivalled stock holding ✓
The best expertise in the business ✓

FS Series - Light Duty Bolt Hole Castors

Wheel diameters: 50mm

Bracket: Zinc plated pressed steel

Wheel material: Polypropylene, Rubber

Bearing Type: Plain

Load capacity: 50kg to 55kg











Black Polypropylene



Grey Rubber

Swivel FS Series

							
Black Polypropylene	Grey Rubber	Wheel Diam	Tread Width	Castor Height	Bolt Diam	Swivel Radius	Bearing Type
FS-N2013 55kg	FS-P2013 50kg	50	P=17 N=22	70	8	52	Plain
-	FS-P2013/M10 50kg	50	17	70	10	52	Plain











Black Polypropylene



Grey Rubber

Swivel Braked FS Series

							
Black Polypropylene	Grey Rubber	Wheel Diam	Tread Width	Castor Height	Bolt Diam	Swivel Radius	Bearing Type
FS-N2013/BR 55kg	FS-P2013/BR 50kg	50	P=17 N=22	70	8	70	Plain
-	FS-P2013/BR/10 SPECIAL 50kg	50	17	70	10	70	Plain

314 Series - Light Duty Top Plate Fitting Castors

Wheel diameters: 50mm, 75mm & 100mm

Bracket: Zinc plated pressed steel

Wheel material: Polypropylene, Rubber

Bearing Type: Plain

Load capacity: 60kg to 85kg













Black Polypropylene



Grey Rubber

Swivel 314 Series

									
Black Polypropylene	Grey Rubber	Wheel Diam	Tread Width	Castor Height	Plate Size	Bolt Space	Bolt Diam	Swivel Radius	Bearing Type
50-314-P 65kg	50-314-R 60kg	50	22	72	60 x 60	48/38 x 48/38	6	45	Plain
75-314-P 75kg	75-314-R 70kg	75	P=22 R=23	101	60 x 60	48/38 x 48/38	6	68	Plain
100-314-P 85kg	100-314-R 80kg	100	P=22 R=26	124	60 x 60	48/38 x 48/38	6	75	Plain













Black Polypropylene



Grey Rubber

Swivel Braked 314 Series

									
Black Polypropylene	Grey Rubber	Wheel Diam	Tread Width	Castor Height	Plate Size	Bolt Space	Bolt Diam	Swivel Radius	Bearing Type
50-314-P/SWB 65kg	50-314-R/SWB 60kg	50	22	72	60 x 60	48/38 x 48/38	6	85	Plain
75-314-P/SWB 75kg	75-314-R/SWB 70kg	75	P=22 R=23	101	60 x 60	48/38 x 48/38	6	100	Plain
100-314-P/SWB 85kg	100-314-R/SWB 80kg	100	P=22 R=23	124	60 x 60	48/38 x 48/38	6	100	Plain

310 Series - Light Duty Bolt Hole Castors

Wheel diameters: 50mm, 75mm & 100mm

Bracket: Zinc plated pressed steel

Wheel material: Polypropylene, Rubber

Bearing Type: Plain

Load capacity: 60kg to 85kg











Black Polypropylene



Grey Rubber

Swivel 310 Series

							
Black Polypropylene	Grey Rubber	Wheel Diam	Tread Width	Castor Height	Bolt Diam	Swivel Radius	Bearing Type
50-310-P 65kg	50-310-R 60kg	50	22	73	10	45	Plain
75-310-P 75kg	75-310-R 70kg	75	P=22 R=23	101	10	68	Plain
100-310-P 85kg	100-310-R 80kg	100	P=22 R=26	124	10	75	Plain











Black Polypropylene



Grey Rubber

Swivel Braked 310 Series

							
Black Polypropylene	Grey Rubber	Wheel Diam	Tread Width	Castor Height	Bolt Diam	Swivel Radius	Bearing Type
50-310-P/SWB 65kg	50-310-R/SWB 60kg	50	22	73	10	85	Plain
75-310-P/SWB 75kg	75-310-R/SWB 70kg	75	P=22 R=23	101	10	100	Plain
100-310-P/SWB 85kg	100-310-R/SWB 80kg	100	P=22 R=26	124	10	100	Plain

360 Series - Light Duty Twin Wheel Castors

Wheel diameters: 50mm & 75mm

Bracket: Zinc plated pressed steel

Wheel Material: Polypropylene, Rubber

Bearing Type: Plain








Load capacity: 60kg to 90kg










Swivel Bolt Hole

Swivel Top Plate










Swivel 360 Series Bolt Hole

						
Black Polypropylene	Grey Rubber	Wheel Diam	Castor Height	Bolt Diam	Swivel Radius	Bearing Type
50-360-P-BH10 60kg	50-360-R-BH10 60kg	50	72	10	P=60 R=76	Plain
75-360-P-BH10 90kg	75-360-R-BH10 90kg	75	P=98 R=100	10	P=60 R=76	Plain










Swivel Braked 360 Series Bolt Hole

						
Black Polypropylene	Grey Rubber	Wheel Diam	Castor Height	Bolt Diam	Swivel Radius	Bearing Type
50-360-P-BH10/SWB 60kg	50-360-R-BH10/SWB 60kg	50	72	10	P=83 R=98	Plain
75-360-P-BH10/SWB 90kg	75-360-R-BH10/SWB 90kg	75	P=98 R=100	10	P=83 R=98	Plain

Swivel 360 Series Top Plate

								
Black Polypropylene	Grey Rubber	Wheel Diam	Castor Height	Plate Size	Bolt Space	Bolt Diam	Swivel Radius	Bearing Type
50-360-P-FP 60kg	50-360-R-FP 60kg	50	72	60 X 60	48/38 X 48/38	6	P=60 R=61	Plain
75-360-P-FP 90kg	75-360-R-FP 90kg	75	P=98 R=100	60 X 60	48/38 X 48/38	6	P=60 R=74	Plain

Swivel Braked 360 Series Top Plate

								
Black Polypropylene	Grey Rubber	Wheel Diam	Castor Height	Plate Size	Bolt Space	Bolt Diam	Swivel Radius	Bearing Type
50-360-P-FP/SWB 60kg	50-360-R-FP/SWB 60kg	50	72	60 X 60	48/38 X 48/38	6	82	Plain
75-360-P-FP/SWB 90kg	75-360-R-FP/SWB 90kg	75	P=98 R=100	60 X 60	48/38 X 48/38	6	P=85 R=95	Plain

2260 Series - Light Duty Top Plate Castors

Wheel diameters: 80mm, 100mm, 125mm & 150mm

Bracket: Zinc plated pressed steel

Wheel Material: Nylon, Polyurethane, Rubber

Bearing Type: Plain

Load capacity: 50kg to 200kg



Swivel

Fixed

2260 series

White Nylon	Grey Rubber	Black Rubber	Blue Polyurethane	Wheel Diam	Tread Width	Castor Height	Plate Size	Bolt Space	Bolt Diam	Swivel Radius	Bearing Type
Swivel 80-2260-NY 100kg	Swivel 80-2260-GV 50kg	Swivel 80-2260-PV 50kg	Swivel 80-2260-PN 70kg	80	GV, PV=23 PN=28 NY=30	107	99 x 80	80 x 60	8	70	Plain
Fixed 80-2268-NY 100kg	Fixed 80-2268-GV 50kg	Fixed 80-2268-PV 50kg	Fixed 80-2268-PN 70kg	80	GV, PV=23 PN=28 NY=30	107	100 x 84	80 x 60	8	-	Plain
Swivel 100-2260-NY 120kg	Swivel 100-2260-GV 70kg	Swivel 100-2260-PV 70kg	Swivel 100-2260-PN 110kg	100	GV, PV=23 NY, PN=30	127	99 x 80	80 x 60	8	80	Plain
Fixed 100-2268-NY 120kg	Fixed 100-2268-GV 70kg	Fixed 100-2268-PV 70kg	Fixed 100-2268-PN 110kg	100	NY, PN=30 GV & PV=23	127	100 x 84	80 x 60	8	-	Plain
Swivel 125-2260-NY 150kg	Swivel 125-2260-GV 100kg	Swivel 125-2260-PV 100kg	Swivel 125-2260-PN 130kg	125	GV, PV=26 PN=32 NY=39	155	99 x 80	80 x 60	8	100	Plain
Fixed 125-2268-NY 150kg	Fixed 125-2268-PV 100kg	Fixed 125-2268-GV 100kg	Fixed 125-2268-PN 130kg	125	PV, GV=26 PN=32 NY=39	155	100 x 84	80 x 60	8	-	Plain
Swivel 150-2260-NY 180kg	Swivel 150-2260-GV 130kg	Swivel 150-2260-PV 130kg	Swivel 150-2260-PN 200kg	150	GV, PV=25 PN=35 NY=40	180	99 x 80	80 x 60	8	124	Plain
Fixed 150-2268-NY 180kg	Fixed 150-2268-GV 130kg	Fixed 150-2268-PV 130kg	Fixed 150-2268-PN 200kg	150	GV, PV=25 PN=35 NY=40	180	100 x 84	80 x 60	8	-	Plain

Light Duty Castors



Optional Extras - Combined Swivel and Wheel Brake (all sizes) Swivel 2260 Series

Foot operated wheel brake simultaneously brakes both the swivel head and wheel. Release is affected by the trip pedal. To order add suffix ' SWB ' to the swivel castor reference.

Swivel Radius

The swivel radius is increased when brakes are fitted.

- 80mm wheels: increased by 45mm
- 100mm wheels: increased by 40mm
- 125mm wheels: increased by 30mm
- 150mm wheels: increased by 3mm



Braked

4000 Series - Medium Duty Bolt Hole Castors

Wheel diameters: 80mm, 100mm, 125mm & 160mm

Bracket: Zinc plated pressed steel

Wheel Material: Nylon, Polyurethane, Rubber

Bearing Type: Plain, Roller












Load capacity: 70kg to 200kg





Swivel

Braked

Swivel 4000 Series

										
Nylon	Blue Rubber	Black Rubber	Grey Rubber	Maroon Polyurethane	Wheel Diam	Tread Width	Castor Height	Bolt Diam	Swivel Radius	Bearing Type
80-4000-NY 100kg	80-4000-RNB 100kg	80-4000-PV 70kg	80-4000-GV 70kg	80-4000-PNB 100kg	80	PV, GV=22 NY, PNB=30 RNB=36	108	12	70	NY, PV, GV=Plain RNB, PNB= Roller
100-4000-NY 120kg	100-4000-RNB 120kg	100-4000-PV 80kg	100-4000-GV 80kg	100-4000-PNB 120kg	100	PV, GV=22 RNB=29 NY, PNB=30	128	12	80	NY, PV, GV=Plain RNB, PNB= Roller
125-4000-NY 150kg	125-4000-RNB 150kg	125-4000-PV 100kg	125-4000-GV 100kg	125-4000-PNB 150kg	125	PV, GV=27 PNB=30 RNB=34 NY=38	157	12	100	NY, PV, GV=Plain RNB, PNB= Roller
160-4000-NYB 200kg	160-4000-RNB 200kg	160-4000-PVR 135kg	160-4000-GVR 135kg	160-4000-PNB 200kg	160	PVR, GVR=25 NYB, RBN, PNB=40	195	12	135	Roller

Swivel Braked 4000 Series

										
Nylon	Blue Rubber	Black Rubber	Grey Rubber	Maroon Polyurethane	Wheel Diam	Tread Width	Castor Height	Bolt Diam	Swivel Radius	Bearing Type
80-4000-NY/SWB 100kg	80-4000-RNB/SWB 100kg	80-4000-GV/SWB 70kg	80-4000-PV/SWB 70kg	80-4000-PNB/SWB 100kg	80	GV, PV=22 NY, PNB=30 RNB=36	108	12	115	NY, GV, PV=Plain RBN, PNB=Roller
100-4000-NY/SWB 120kg	100-4000-RNB/SWB 120kg	100-4000-GV/SWB 80kg	100-4000-PV/SWB 80kg	100-4000-PNB/SWB 120kg	100	GV, PV=22 RNB=29 NY, PNB=30	128	12	120	NY, GV, PV=Plain RBN, PNB=Roller
125-4000-NY/SWB 150kg	125-4000-RNB/SWB 150kg	125-4000-GV/SWB 100kg	125-4000-PV/SWB 100kg	125-4000-PNB/SWB 150kg	125	GV, PV=27 PNB=30 RNB=34 NY=38	157	12	130	NY, GV, PV=Plain RBN, PNB=Roller
160-4000-NYB/SWB 200kg	160-4000-PVR/SWB 135kg	160-4000-GVR/SWB 135kg	160-4000-PVR/SWB 135kg	160-4000-PNB/SWB 200kg	160	GVR PVR=25 NYB, PVR, PNB=40	195	12	167	Roller

Square and Round Expanders

Ideal for fitting bolt hole castors to round or square steel tube.




Square: 20mm – 38mm

Round: 18mm – 32mm






Top tip - measure the internal diameter of your square or round tube!

Square Expander

 Order Code	 Inside Diameter	 Plug Length
S-20	20mm to 22mm	75mm
S-22	22mm to 25mm	75mm
S-25	25mm to 28mm	75mm
S-29	29mm to 32mm	75mm
S-36	36mm to 38mm	75mm

Round Expander

 Order Code	 Inside Diameter	 Plug Length
R-18	18mm to 19.5mm	75mm
R-20	19.5mm to 21.7mm	75mm
R-22	21.7mm to 24.5mm	75mm
R-25	24.5mm to 27mm	75mm
R-27	27mm to 29.5mm	75mm
R-30	29.5mm to 32mm	75mm



Round



Square



Square



Round

3360 Series - Medium Duty Top Plate Castors

Wheel diameters: 80mm, 100mm, 125mm, 160mm & 200mm

Bracket: Zinc plated pressed steel

Wheel Material: Nylon, Polyurethane, Rubber

Bearing Type: Roller

Load capacity: 50kg to 400kg



Swivel

Fixed

3360 Series

White Nylon	Blue Rubber	Grey Rubber	Black Rubber	Maroon Polyurethane	Black Rubber/Metal Centre	Wheel Diam	Castor Height	Plate Size	Bolt Space	Bolt Diam	Swivel Radius	Bearing Type
Swivel 80-3360-NY 150kg	Swivel 80-3360-RNB 150kg	Swivel 80-3360-GVR 70kg	Swivel 80-3360-PVR 70kg	Swivel 80-3360-PNB 100kg	Swivel 80-3360-MPVR 50kg	80	108	105 x 85	80/77 x 60	8	84	NY=Plain RNB, GVR, PVR, PNB, MPVR= Roller
Fixed 80-3368-NY 150kg	Fixed 80-3368-RNB 150kg	Fixed 80-3368-GVR 70kg	Fixed 80-3368-PVR 70kg	Fixed 80-3368-PNB 100kg	Fixed 80-3368-MPVR 50kg	80	108	99 x 85	80/77 x 60	8	-	Plain
Swivel 100-3360-NYB 200kg	Swivel 100-3360-RNB 160kg	Swivel 100-3360-GVR 80kg	Swivel 100-3360-PVR 80kg	Swivel 100-3360-PNB 200kg	Swivel 100-3360-MPVR 70kg	100	128	105 x 85	80/77 x 60	8	91	Roller
Fixed 100-3368-NYB 200kg	Fixed 100-3368-RNB 160kg	Fixed 100-3368-GVR 80kg	Fixed 100-3368-PVR 80kg	Fixed 100-3368-PNB 200kg	Fixed 100-3368-MPVR 70kg	100	128	101 x 85	80/77 x 60	8	-	Roller
Swivel 125-3360-NYB 300kg	Swivel 125-3360-RNB 180kg	Swivel 125-3360-GVR 100kg	Swivel 125-3360-PVR 100kg	Swivel 125-3360-PNB 250kg	Swivel 125-3360-MPVR 90kg	125	155	105 x 85	80/77 x 60	8	103	Roller
Fixed 125-3368-NYB 300kg	Fixed 125-3368-RNB 180kg	Fixed 125-3368-GVR 100kg	Fixed 125-3368-PVR 100kg	Fixed 125-3368-PNB 250kg	Fixed 125-3368-MPVR 90kg	125	155	101 x 85	80/77 x 60	8	-	Roller



6 different wheel options ✓
5 size ranges ✓
Industrial castors that will last ✓
All in stock for next day delivery ✓

3360 Series **continued**

												
Swivel 160-3360-NYB 350kg	Swivel 160-3360-RNB 300kg	Swivel 160-3360-GVR 150kg	Swivel 160-3360-PVR 150kg	Swivel 160-3360-PNB 300kg	Swivel 160-3360-MPVR 160kg	160	200	137 x 105	105 x 80/75	10	135	Roller
Fixed 160-3368-NYB 350kg	Fixed 160-3368-RNB 300kg	Fixed 160-3368-GVR 150kg	Fixed 160-3368-PVR 150kg	Fixed 160-3368-PNB 300kg	Fixed 160-3368-MPVR 160kg	160	200	137 x 115	105 x 80/75	10	-	Roller
Swivel 200-3360-NYB 400kg	Swivel 200-3360-RNB 400kg	Swivel 200-3360-GVR 200kg	Swivel 200-3360-PVR 200kg	Swivel 200-3360-PNB 400kg	Swivel 200-3360-MPVR 205kg	200	240	137 x 105	105 x 80/75	10	155	Roller
Fixed 200-3368-NYB 400kg	Fixed 200-3368-RNB 400kg	Fixed 200-3368-GVR 200kg	Fixed 200-3368-PVR 200kg	Fixed 200-3368-PNB 400kg	Fixed 200-3368-MPVR 205kg	200	240	137 x 115	105 x 80/75	10	-	Roller

Optional Extras

Combined Swivel and Wheel Brake (all sizes) Swivel 3360 Series

Foot operated wheel brake simultaneously brakes both the swivel head and wheel. Release is affected by the trip pedal. To order add suffix 'SWB' to the swivel castor reference.

The swivel radius is increased when brakes are fitted.

- 80mm wheels: increased by 45mm
- 100mm wheels: increased by 40mm
- 125mm wheels: increased by 30mm
- 160mm wheels: increased by 30mm
- 200mm wheels: increased by 20mm



2 Position Directional Locks turn standard swivel castors into a fixed castor, available on sizes 160mm and 200mm.



Braked

BESPOKE SOLUTIONS

We can offer a bespoke solution if you cant find exactly what you are looking for. Sourcing from around the globe or manufacturing to order we can tailor a solution to fit your needs.

To find out more visit www.rosscastors.co.uk or call us today on 0116 276 4987 to speak to one of our expert team.



3360 Series - High Temperature Resistant Top Plate Castors

Wheel diameters: 80mm, 100mm, 125mm, 160mm & 200mm

Bracket: Zinc plated pressed steel

Wheel Material: Phenolic resin, High temperature rubber

Bearing Type: Plain/Ball Journal

Load capacity: 60kg to 300kg











Temperature: Phenolic resin -40° to +280°
High temperature rubber -30° to +260°



Swivel

Fixed

High Temperature Series

 High Temperature Phenolic	 High Temperature Rubber	 Wheel Diam	 Tread Width	 Castor Height	 Plate Size	 Bolt Space	 Bolt Diam	 Swivel Radius	 Bearing Type
Swivel 80-3360-TH 100kg	-	80	35	108	105 x 85	80/77 x 60	8	84	Plain
Fixed 80-3368-TH 100kg	-	80	35	108	99 x 85	80/77 x 60	8	-	Plain
Swivel 100-3360-TH 125kg	Swivel 100-3360-HT 60kg	100	HT=34 TH=35	128	105 x 85	80/77 x 60	8	91	TH=Plain HT=Ball Bearing
Fixed 100-3368-TH 125kg	Fixed 100-3368-HT 60kg	100	HT=34 TH=35	128	101 x 85	80/77 x 60	8	-	TH=Plain HT=Ball Bearing
Swivel 125-3360-TH 150kg	-	125	35	155	105 x 85	80/77 x 60	8	105	Plain
Fixed 125-3368-TH 150kg	-	125	35	155	101 x 85	80/77 x 60	8	-	Plain
Swivel 160-3360-TH 250kg	-	160	40	200	137 x 105	105 x 80/75	10	135	Plain
Fixed 160-3368-TH 250kg	-	160	40	200	137 x 115	105 x 80/75	10	-	Plain
Swivel 200-3360-TH 300kg	-	200	50	240	137 x 105	105 x 80/75	10	155	Plain
Fixed 200-3368-TH 300kg	-	200	50	240	137 x 115	105 x 80/75	10	-	Plain



Optional Extras - Combined Swivel and Wheel Brake (all sizes) Swivel High Temperature Series

Foot operated wheel brake simultaneously brakes both the swivel head and wheel. Release is affected by the trip pedal. To order add suffix 'SWB' to the swivel castor reference.

Swivel Radius

The swivel radius is increased when brakes are fitted.
 80mm wheels: increased by 45mm
 100mm wheels: increased by 40mm
 125mm wheels: increased by 30mm
 160mm wheels: increased by 30mm
 200mm wheels: increased by 20mm



3360 Series - Anti-Static Top Plate Castors

Wheel diameters: 100mm, 125mm, 160mm & 200mm

Bracket: Zinc plated pressed steel

Wheel Material: Anti-static rubber

Bearing Type: Roller Bearing

Load capacity: 70kg to 205kg



Swivel

Fixed

Anti-Static Castors

Anti-Static Rubber	Wheel Diam	Tread Width	Castor Height	Plate Size	Bolt Space	Bolt Diam	Swivel Radius	Bearing Type
Swivel 100-3360-ASR 70kg	100	22	128	105 x 85	80/77 x 60	8	91	Roller
Fixed 100-3368-ASR 70kg	100	22	128	101 x 85	80/77 x 60	8	-	Roller
Swivel 125-3360-ASR 100kg	125	27	155	105 x 85	80/77 x 60	8	105	Roller
Fixed 125-3368-ASR 100kg	125	27	155	101 x 85	80/77 x 60	8	-	Roller
Swivel 160-3360-ASR 135kg	160	24	200	137 x 105	105 x 80/75	10	135	Roller
Fixed 160-3368-ASR 135kg	160	24	200	137 x 115	105 x 80/75	10	-	Roller
Swivel 200-3360-ASR 205kg	200	30	240	137 x 105	105 x 80/75	10	155	Roller
Fixed 200-3368-ASR 205kg	200	30	240	137 x 115	105 x 80/75	10	-	Roller

Medium Duty Castors

Optional Extras - Combined Swivel and Wheel Brake (all sizes) Swivel Anti-Static Castors

Foot operated wheel brake simultaneously brakes both the swivel head and wheel. Release is affected by the trip pedal. To order add suffix 'SWB' to the swivel castor reference.

Swivel Radius

The swivel radius is increased when brakes are fitted.

100mm wheels: increased by 40mm

125mm wheels: increased by 30mm

160mm wheels: increased by 30mm

200mm wheels: increased by 20mm



Braked

5000 Series - Heavy Duty Top Plate Castors

Wheel diameters: 125mm, 150mm, 160mm & 200mm

Bracket: Zinc plated pressed steel

Wheel Material: Rubber, Polyurethane, Nylon, Cast iron

Bearing Type: Roller/Ball Journal

Load capacity: 300kg to 800kg



Swivel



Fixed

5000 Series

Rubber/ Aluminium	Poly/ Cast	Poly/ Aluminium	Nylon	Cast Iron	Wheel Diam	Tread Width	Castor Height	Plate Size	Bolt Space	Bolt Diam	Swivel Radius	Bearing Type
Swivel 125-5000-HRT 300kg	Swivel 125-5000-SUB 550kg	Swivel 125-5000-PAL 500kg	Swivel 125-5000-NYB 700kg	-	125	NYB=40 HRT, SUB, PAL=50	164	140 x 110	105 x 80/75	10	118	Ball Journal
Fixed 125-5050-HRT 300kg	Fixed 125-5050-SUB 800kg	Fixed 125-5050-PAL 500kg	Fixed 125-5050-NYB 700kg	-	125	NYB=40 HRT, SUB, PAL=50	164	140 x 110	105 x 80/75	10	-	Ball Journal
-	-	-	-	Swivel 150-5000-CIB 700kg	150	45	190	140 x 110	105 x 80/75	10	125	Roller
-	-	-	-	Fixed 150-5050-CIB 700kg	150	45	190	140 x 110	105 x 80/75	10	-	Roller
Swivel 160-5000-HRT 400kg	Swivel 160-5000-SUB 700kg	Swivel 160-5000-PAL 700kg	Swivel 160-5000-NYB 700kg	-	160	NYB=40 HRT, SUB, PAL=50	200	140 x 110	105 x 80/75	10	135	Ball Journal
Fixed 160-5050-HRT 400kg	Fixed 160-5050-SUB 700kg	Fixed 160-5050-PAL 700kg	Fixed 160-5050-NYB 700kg	-	160	NYB=40 HRT, SUB, PAL=50	200	140 x 110	105 x 80/75	10	-	Ball Journal
Swivel 200-5000-HRT 500kg	Swivel 200-5000-SUB 800kg	Swivel 200-5000-PAL 800kg	Swivel 200-5000-NYB 800kg	Swivel 200-5000-CIB 800kg	200	HRT, SUB, PAL, NYB=50 CIB=45	240	140 x 110	105 x 80/75	10	155	HRT, SUB, PAL, NYB=Ball Journal CIB=Roller
Fixed 200-5050-HRT 500kg	Fixed 200-5050-SUB 800kg	Fixed 200-5050-PAL 800kg	Fixed 200-5050-NYB 800kg	Fixed 200-5050-CIB 800kg	200	HRT, SUB, PAL, NYB=50 CIB=45	240	140 x 110	105 x 80/75	10	-	HRT, SUB, PAL, NYB=Ball Journal CIB=Roller



Optional Extras - Combined Swivel and Wheel Brake Swivel 5000 Series

Foot operated wheel brake simultaneously brakes both the swivel head and wheel. Release is affected by the trip pedal. To order add suffix 'SWB' to the swivel castor reference.

The 150mm cast iron wheels are not available with brakes.

Swivel Radius

The swivel radius is increased when brakes are fitted.

125mm wheels: increased by 30mm

160mm wheels: increased by 15mm

The 150mm cast iron wheels are not available with brakes.



Braked

6000 Series - Extra Heavy Duty Top Plate Castors

Wheel diameters: 100mm, 125mm, 160mm, 200mm & 250mm

Bracket: Fabricated Steel

Wheel Material: Polyurethane, Cast iron

Bearing Type: Roller/Ball Journal

Load capacity: 320kg to 1,700kg












Swivel



Fixed

6000 Series

									
Poly/ Cast	Cast Iron	Wheel Diam	Tread Width	Castor Height	Plate Size	Bolt Space	Bolt Diam	Swivel Radius	Bearing Type
Swivel 100-6000-SUB 450kg	Swivel TSH-100-C11H 320kg	100	SUB=50 C11H=45	145	135 x 110	105 x 80/75	10	92	SUB=Ball Journal C11H= Roller
Fixed 100-6050-SUB 450kg	Fixed TFH-100-C11H 320kg	100	SUB=50 C11H=45	145	135 x 110	105 x 80/75	10	-	SUB=Ball Journal C11H=Roller
Swivel 125-6000-SUB 550kg	Swivel TSH-125-C11H 630kg	125	SUB=50 C11H=45	170	135 x 110	105 x 80/75	10	110	SUB=Ball Journal C11H= Roller
Fixed 125-6050-SUB 550kg	Fixed TFH-125-C11H 630kg	125	SUB=50 C11H=45	170	135 x 110	105 x 80/75	10	-	SUB=Ball Journal C11H=Roller
Swivel 160-6000-SUB 860kg	-	160	60	205	135 x 110	105 x 80/75	10	137	Ball Journal
Fixed 160-6050-SUB 860kg	-	160	60	205	135 x 110	105 x 80/75	10	-	Ball Journal
Swivel 200-6000-SUB 1200kg	-	200	60	245	135 x 110	105 x 80/75	10	166	Ball Journal
Fixed 200-6050-SUB 1200kg	-	200	60	245	135 x 110	105 x 80/75	10	-	Ball Journal
Swivel 250-6000-SUB 1700kg	-	250	80	305	200 x 160	160 x 120	14	199	Ball Journal
Fixed 250-6050-SUB 1700kg	-	250	60	305	200 x 160	160 x 120	10	-	Ball Journal

Heavy Duty
Castors

+ Optional Extras - Combined Swivel and Wheel Brake Swivel 6000 Series

Available on 125mm, 160mm, 200mm and 250mm sizes. Foot operated brake simultaneously brakes both wheel and swivel head. To order add suffix 'SWB' to castor reference.

Swivel Radius

The swivel radius is increased when brakes are fitted.

125mm wheels: increased by 40mm

160mm wheels: increased by 20mm

200mm wheels: increased by 20mm

250mm wheels: increased by 20mm



Braked

8000 Series - Extra Heavy Duty Top Plate Castors

Wheel diameters: 125mm, 160mm, 200mm, 250mm & 300mm

Bracket: Fabricated Steel

Wheel Material: Twin Polyurethane Cast Iron

Bearing Type: Ball Journal

Load capacity: 1,100kg to 4,000kg



Swivel

Fixed

8000 Series

 Anti-Static Rubber	 Wheel Diam	 Tread Width	 Castor Height	 Plate Size	 Bolt Space	 Bolt Diam	 Swivel Radius	 Bearing Type
Swivel 125-8000-SUB 1100kg	125	2 X 50mm	205	200 x 160	160 x 120	15	103	Ball Bearing
Fixed 125-8050-SUB 1100kg	125	2 X 50mm	205	200 x 160	160 x 120	15	-	Ball Journal
Swivel 160-8000-SUB 1500kg	160	2 X 50mm	235	200 x 160	160 x 120	15	135	Ball Journal
Fixed 160-8050-SUB 1500kg	160	2 x 50mm	235	200 x 160	160 x 120	15	-	Ball Journal
Swivel 200-8000-SUB 2000kg	200	2 x 50mm	275	200 x 160	160 x 120	15	160	Ball Journal
Fixed 200-8050-SUB 2000kg	200	2 x 50mm	275	200 x 160	160 x 120	15	-	Ball Journal
Swivel 200-8000-SUB/80 2800kg	200	2 x 80mm	315	270 x 250	230 x 210	17	190	Ball Journal
Fixed 200-8050-SUB/80 2800kg	200	2 x 80mm	315	270 x 250	230 x 210	17	-	Ball Journal
Swivel 250-8000-SUB 2200kg	250	2 x 50mm	325	200 x 160	160 x 120	15	195	Ball Journal
Fixed 250-8050-SUB 2200kg	250	2 x 50mm	325	200 x 160	160 x 120	15	-	Ball Journal
Swivel 250-8000-SUB/80 3600kg	250	2 x 80mm	365	270 x 230	230 x 210	17	195	Ball Journal
Fixed 250-8050-SUB/80 3600kg	250	2 x 80mm	365	270 x 250	230 x 210	17	-	Ball Journal
Swivel 300-8000-SUB 4000kg	300	2 x 80mm	415	270 x 250	230 x 210	17	230	Ball Journal
Fixed 300-8050-SUB 4000kg	300	2 x 80mm	415	270 x 250	230 x 210	17	-	Ball Journal

Special Application

Cargo Handling



Supermarket Trolley



Glass Handling



Truck Lock



High Load Low Level



High Load Pneumatic




All In One Castor



Kingpinless Castors



US Plate Sizes



BESPOKE SOLUTIONS

We can offer a bespoke solution if you can't find exactly what you are looking for. Sourcing from around the globe or manufacturing to order we can tailor a solution to fit your needs.

To find out more visit www.rosscastors.co.uk or call us today on 0116 276 4987 to speak to one of our expert team.

Pneumatic Castors - Medium Duty Top Plate Castors

Wheel diameters: 200mm, 260mm, 300mm & 400mm

Bracket: Zinc plated fabricated steel

Wheel Material: Pneumatic

Bearing Type: Roller/Ball Journal










Load capacity: 75kg to 204kg












Swivel

Fixed

Swivel Pneumatic Castors

								
Pneumatic	Wheel Diam	Tread Width	Castor Height	Plate Size	Bolt Space	Bolt Diam	Swivel Radius	Bearing Type
Swivel 200-3360-PWR 75kg	200	48	240	137 x 105	105 x 80/75	10	155	Roller
Swivel 200-3380-LMH 136kg	200	56	240	136 x 110	105 x 80	12	153	Ball Journal
Swivel 260-2260-PWR 171kg	260	85	318	115 x 105	92/76 x 76/67	10	150	Roller
Swivel 260-3380-LMH 158kg	260	83	302	136 x 110	105 x 80	12	188	Ball Journal
Swivel 260-3360-PWR 200kg	260	85	302	200 x 160	150 x 115	12	215	Roller
Swivel 300-3380-LMH 204kg	300	83	387	136 x 110	105 x 80	12	387	Ball Journal
Swivel 400-3380-PWR 200kg	400	85	480	158 x 114	131 x 77	12	290	Roller

Fixed Pneumatic Castors

								
Pneumatic	Wheel Diam	Tread Width	Castor Height	Plate Size	Bolt Space	Bolt Diam	Swivel Radius	Bearing Type
Fixed 200-3368-PWR 75kg	200	48	240	137 x 115	105 x 80/75	10	Roller	-
Fixed 200-3388-LMH 136kg	200	56	240	136 x 110	105 x 80	12	Ball Journal	-
Fixed 260-2268-PWR 150kg	260	85	318	115 x 105	92/76 x 76/67	10	Roller	-
Fixed 260-3388-LMH 158kg	260	83	302	136 x 110	105 x 80	12	Ball Journal	-
Fixed 260-3368-PWR 200kg	260	85	302	200 x 160	150 x 115	12	Roller	-
Fixed 300-3388-LMH 204kg	300	83	387	136 x 110	105 x 80	12	Ball Journal	-
Fixed 400-3388-PWR 200kg	400	85	480	158 x 114	131 x 77	12	Roller	-



Optional Extras - Side Fitting Brake for 2260 Series

Foot operated side fitting brake stops the rotation of the wheel securely. Only available on the 2260 series. Please add suffix 'SWB' to the swivel castor reference.

Puncture Proof - Medium Duty Top Plate Castors

Wheel diameters: 260mm

Bracket: Fabricated










Wheel Material: Puncture proof

Bearing Type: Roller

Load capacity: 120kg to 150kg

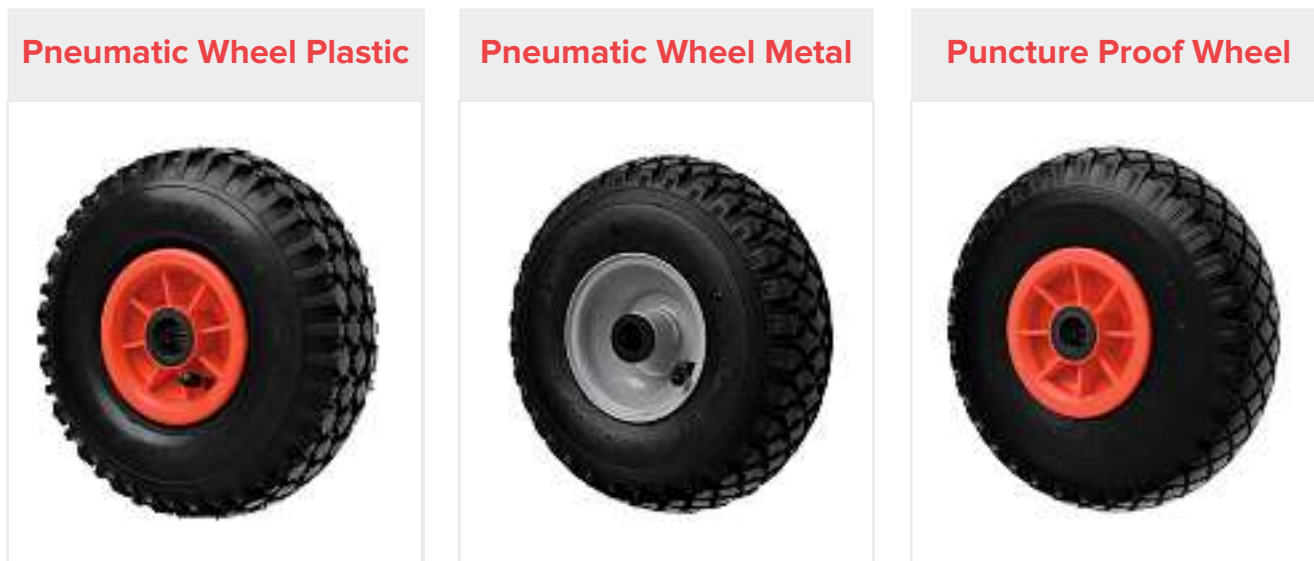


Puncture Proof Castors

								
Puncture Proof	Wheel Diam	Tread Width	Castor Height	Plate Size	Bolt Space	Bolt Diam	Swivel Radius	Bearing Type
Swivel 260-2260-PP 120kg	260	85	318	115 x 105	92/76 x 76/67	10	171	Roller
Fixed 260-2268-PP 120kg	260	85	318	115 x 105	92/76 x 76/67	10	-	Roller
Swivel 260-3360-PP 150kg	260	85	302	200 x 160	150 x 115	12	215	Roller
Fixed 260-3368-PP 150kg	260	85	302	200 x 160	150 x 115	12	-	Roller

Exclusive range of Pneumatic and Puncture proof wheels can be found on pages 54 & 55

Pneumatic Castors



THE ROSS HANDLING PROMISE
always in stock, always next day



SSL Series Top Plate - Light Duty Stainless Steel Castors

Wheel diameters: 60mm, 80mm, 100mm, 125mm & 150mm

Bracket: Stainless steel

Wheel Material: Rubber, Anti-static rubber

Bearing Type: Plain/Roller

Load capacity: 40kg to 100kg



Swivel

Fixed

SSL Series

Grey Rubber	Anti-Static Rubber	Wheel Diam	Tread Width	Castor Height	Plate Size	Bolt Space	Bolt Diam	Swivel Radius	Bearing Type
Swivel SSL-60-TPR 40kg	Swivel SSL-60-ASR 40kg	60	22	89	65 x 50	50 x 36	6	57	TRP=Plain ASR=Roller
Fixed SFL-60-TPR 40kg	Fixed SFL-60-ASR 40kg	60	22	89	65 x 54	50 x 36	6	-	TRP=Plain ASR=Roller
Swivel SSL-80-TPR 50kg	Swivel SSL-80-ASR 50kg	80	22	109	65 x 50	50 x 36	6	70	TRP=Plain ASR=Roller
Fixed SFL-80-TPR 50kg	Fixed SFL-80-ASR 50kg	80	22	109	65 x 54	50 x 36	6	-	TRP=Plain ASR=Roller
Swivel SSL-100-TPR 80kg	Swivel SSL-100-ASR 80kg	100	30	134	90 x 70	70 x 50	8	92	TRP=Plain ASR=Roller
Fixed SFL-100-TPR 80kg	Fixed SFL-100-ASR 80kg	100	30	134	90 x 70	70 x 50	8	-	TRP=Plain ASR=Roller
Swivel SSL-125-TPR 100kg	Swivel SSL-125-ASR 100kg	125	30	162	90 x 70	70 x 50	8	106	TRP=Plain ASR=Roller
Fixed SFL-125-TPR 100kg	Fixed SFL-125-ASR 100kg	125	30	162	90 x 70	70 x 50	8	-	TRP=Plain ASR=Roller
Swivel SSL-150-TPR 100kg	Swivel SSL-150-ASR 100kg	150	30	188	90 x 70	70 x 50	8	123	TRP=Plain ASR=Roller
Fixed SFL-150-TPR 100kg	Fixed SFL-150-ASR 100kg	150	30	188	90 x 70	70 x 50	8	-	TRP=Plain ASR=Roller

Stainless Steel Castors



Optional Extras - Combined Swivel and Wheel Brake (all sizes) Swivel SSL Series

Foot operated wheel brake simultaneously brakes both the swivel head and wheel. Release is affected by the trip pedal. To order add suffix 'SWB' to the swivel castor reference.

Swivel Radius

The swivel radius is increased when brakes are fitted.

60mm wheels: increased by 33mm

80mm wheels: increased by 30mm

100mm wheels: increased by 14mm



Braked



SSL Series Bolt Hole - Light Duty Stainless Steel Castors

Wheel diameters: 60mm, 80mm, 100mm, 125mm & 150mm

Bracket: Stainless Steel

Wheel Material: Rubber, Anti-static rubber

Bearing Type: Plain/Roller

Load capacity: 40kg to 100kg



Swivel

Braked

Swivel SSL Series

Grey Rubber	Anti-Static Rubber	Wheel Diam	Tread Width	Castor Height	Bolt Diam	Swivel Radius	Bearing Type
SSL-60-TPR/BH10 40kg	SSL-60-ASR/BH10 40kg	60	22	89	10	57	TRP=Plain ASR=Ball Journal
SSL-80-TPR/BH10 50kg	SSL-80-ASR/BH10 50kg	80	22	109	10	70	TRP=Plain ASR=Ball Journal
SSL-100-TPR/BH12 80kg	SSL-100-ASR/BH12 80kg	100	30	134	12	92	TRP=Plain ASR=Ball Journal
SSL-125-TPR/BH12 100kg	SSL-125-ASR/BH12 100kg	125	30	162	12	106	TRP=Plain ASR=Ball Journal
SSL-150-TPR/BH12 100kg	SSL-150-ASR/BH12 100kg	150	30	188	12	123	TRP=Plain ASR=Ball Journal

Swivel Braked SSL Series

Grey Rubber	Anti-Static Rubber	Wheel Diam	Tread Width	Castor Height	Bolt Diam	Swivel Radius	Bearing Type
SSL-60-TPR/SWB/BH10 40kg	SSL-60-ASR/SWB/BH10 40kg	60	22	89	10	90	TRP=Plain ASR=Ball Journal
SSL-80-TPR/SWB/BH10 50kg	SSL-80-ASR/SWB/BH10 50kg	80	22	109	10	98	TRP=Plain ASR=Ball Journal
SSL-100-TPR/SWB/BH12 80kg	SSL-100-ASR/SWB/BH12 80kg	100	30	134	12	106	TRP=Plain ASR=Ball Journal
SSL-125-TPR/SWB/BH12 100kg	SSL-125-ASR/SWB/BH12 100kg	125	30	162	12	106	TRP=Plain ASR=Ball Journal
SSL-150-TPR/SWB/BH12 100kg	SSL-150-ASR/SWB/BH12 100kg	150	30	188	12	123	TRP=Plain ASR=Ball Journal

Stainless Steel Castors

Stainless Steel Expanders - to fit bolt hole castors into round or square tube

Square expander	-	S-20-SS 20x20-22x22mm	S-22-SS 22x22-25x25mm	S-25-SS 25x25-28x28mm	S-29-SS 29x29-32x32mm	S-36-SS 36x36-38x38mm
Round expander	R-18-SS 18-19.5mm	R-20-SS 19.5-21.7mm	R-22-SS 21.7-24.5mm	R-25-SS 24.5-27mm	R-27-SS 27-29.5mm	R-30-SS 29.5-32mm



Square



Round



SS Series Top Plate - Medium Duty Stainless Steel Castors

Wheel diameters: 80mm, 100mm, 125mm, 160mm & 200mm

Bracket: Stainless Steel

Wheel Material: Rubber, Nylon, Polyurethane

Bearing Type: Plain/Roller

Load capacity: 70kg to 400kg



Swivel

Fixed

SS Series

White Nylon	Grey Rubber	Blue Rubber	Maroon Polyurethane	Wheel Diam	Tread Width	Castor Height	Plate Size	Bolt Space	Bolt Diam	Swivel Radius	Bearing Type
Swivel SS-80-NY 100kg	Swivel SS-80-GVR 70kg	Swivel SS-80-RNB 100kg	Swivel SS-80-PNB 100kg	80	GRV, PNB=27 NY=34 RNB=36	108	105 x 85	80 x 60	8	75	NY=Plain GVR=Roller RNB, PNB=Roller Bearing
Fixed SF-80-NY 100kg	Fixed SF-80-GVR 70kg	Fixed SF-80-RNB 100kg	Fixed SF-80-PNB 100kg	80	GVR, PNB=27 NY=34 RNB=36	108	99 x 85	80 x 60	8	-	NY=Plain GVR, PNB, RNB=Roller
Swivel SS-100-NY 150kg	Swivel SS-100-GVR 80kg	Swivel SS-100-RNB 150kg	Swivel SS-100-PNB 150kg	100	GVR, PNB=23 RNB=29 NY=34	128	105 x 85	80 x 60	8	85	Roller
Fixed SF-100-NYB 150kg	Fixed SF-100-GVR 80kg	Fixed SF-100-RNB 150kg	Fixed SF-100-PNB 150kg	100	GVR, RNB=23 PNB=29 NYB=34	128	101 x 85	80 x 60	8	-	Roller
Swivel SS-125-NY 300kg	Swivel SS-125-GVR 100kg	Swivel SS-125-RNB 300kg	Swivel SS-125-PNB 300kg	125	GVR, PNB=23 RNB=34 NY=38	155	105 x 85	80 x 60	8	105	Roller
Fixed SF-125-NYB 300kg	Fixed SF-125-GVR 100kg	Fixed SF-125-RNB 300kg	Fixed SF-125-PNB 300kg	125	GVR, PNB=23 RNB=34 NYB=38	155	101 x 85	80 x 60	8	-	Roller
Swivel SS-160-NY 350kg	Swivel SS-160-GVR 150kg	Swivel SS-160-RNB 350kg	Swivel SS-160-PNB 350kg	160	GVR=25 NY, RBN, PNB=40	196	140 x 110	105 x 80/75	10	140	NY=Plain GVR, RNB, PNB=Roller
Fixed SF-160-NY 350kg	Fixed SF-160-GVR 150kg	Fixed F-160-RNB 150kg	Fixed SF-160-PNB 350kg	160	GVR=25 NY, RNB, PNB=40	196	140 x 110	105 x 80/75	10	-	NY=Plain GVR, PNB, RNB=Roller
Swivel SS-200-NY 400kg	Swivel SS-200-GVR 200kg	Swivel SS-200-RNB 400kg	Swivel SS-200-PNB 400kg	200	GVR=33 NY=46 PNB=40 RNB=50	236	140 x 110	105 x 80/75	10	165	NY=Plain GVR, RNB, PNB=Roller
Fixed SF-200-NY 400kg	Fixed SF-200-GVR 200kg	Fixed SF-200-RNB 400kg	Fixed SF-200-PNB 400kg	200	GVR=33 RNB=40 NY=46 PNB=50	236	140 x 110	105 x 80/75	10	-	NY=Plain GVR, PNB, RNB=Roller

Stainless Steel Castors



Optional Extras - Combined Swivel and Wheel Brake (all sizes) Swivel SS Series

Combined Swivel and Wheel Brake (all sizes)

Foot operated wheel brake simultaneously brakes both the swivel head and wheel. Release is affected by the trip pedal. To order add suffix 'SWB' to the swivel castor reference.

Swivel Radius

The swivel radius is increased when brakes are fitted.

- 80mm wheels: increased by 30mm
- 100mm wheels: increased by 14mm
- 125mm wheels: increase by 21mm
- 160mm wheels: increased by 30mm
- 200mm wheels: increased by 30mm



Braked



HSS Series Top Plate - Heavy Duty Stainless Steel Castors

Wheel diameters: 125mm to 200mm

Bracket: Stainless Steel

Wheel Material: Nylon

Bearing Type: Plain










Load capacity: 700kg to 800kg



Swivel

Fixed

HSS Series

								
White Nylon	Wheel Diam	Tread Width	Castor Height	Plate Size	Bolt Space	Bolt Diam	Swivel Radius	Bearing Type
Swivel HSS-125-NY 700kg	125	40	164	140 x 105	105 x 80/75	10	118	Plain
Fixed HSF-125-NY 700kg	125	40	164	140 x 110	105 x 80/75	10	-	Plain
Swivel HSS-160-NY 700kg	160	40	200	140 x 105	105 x 80/75	10	135	Plain
Fixed HSF-160-NY 700kg	160	40	200	140 x 110	105 x 80/75	10	-	Plain
Swivel HSS-200-NY 800kg	200	50	240	140 x 105	105 x 80/75	10	155	Plain
Fixed HSF-200-NY 800kg	200	50	240	140 x 110	105 x 80/75	10	-	Plain

+ Optional Extras - **Combined Swivel and Wheel Brake (all sizes) Swivel SS Series**

Foot operated wheel brake simultaneously brakes both the swivel head and wheel. Release is affected by the trip pedal. To order add suffix 'SWB' to the swivel castor reference.

Swivel Radius

The swivel radius is increased when brakes are fitted.

125mm wheels: increased by 74mm

160mm wheels: increased by 100mm

200mm wheels: increased by 100mm



Braked

Stainless Steel Castors



SS Series Bolt Hole - Stainless Steel Castors

Wheel diameters: 80mm, 100mm & 125mm

Bracket: Stainless steel

Wheel Material: Nylon, Polyurethane, Rubber

Bearing Type: Plain/Roller

Load capacity: 70kg to 150kg



Swivel

Swivel Braked

Swivel SS Series

White Nylon	Grey Rubber	Blue Rubber	Maroon Polyurethane	Wheel Diam	Tread Width	Castor Height	Bolt Diam	Swivel Radius	Bearing Type
SS-80-NY/BH12 150kg	SS-80-GVR/BH12 70kg	SS-80-RNB/BH12 150kg	SS-80-PNB/BH12 150kg	80	GVR=27 NY=34 RNB=36 PNB=38	108	12	85	NY=Plain GVR, RNB, PNB=Roller
SS-100-NY/BH12 150kg	SS-100-GVR/BH12 80kg	SS-100-RNB/BH12 150kg	SS-100-PNB/BH12 150kg	100	GVR=23 RNB=29 PNB=30 NY=34	128	12	91	Roller
SS-125-NYB/BH12 150kg	SS-125-GVR/BH12 100kg	SS-125-RNB/BH12 150kg	SS-125-PNB/BH12 150kg	125	GVR=23 PNB=30 RNB=34 NYB=38	155	12	103	Roller

Swivel Braked SS Series

White Nylon	Grey Rubber	Blue Rubber	Maroon Polyurethane	Wheel Diam	Tread Width	Castor Height	Bolt Diam	Swivel Radius	Bearing Type
SS-80-NY/SWB/BH12 150kg	SS-80-GVR/SWB/BH12 70kg	SS-80-RNB/SWB/BH12 150kg	SS-80-PNB/SWB/BH12 150kg	80	GVR=27 NY=34 RNB=36 PNB=38	108	12	120	NY=Plain GVR, RNB, PNB=Roller
SS-100-NYB/SWB/BH12 150kg	SS-100-GVR/SWB/BH12 80kg	SS-100-RNB/SWB/BH12 150kg	SS-100-PNB/SWB/BH12 150kg	100	GVR=23 RNB=29 PNB=30 NYB=34	128	12	121	Roller
SS-125-NYB/SWB/BH12 150kg	SS-125-GVR/SWB/BH12 100kg	SS-125-RNB/SWB/BH12 150kg	SS-125-PNB/SWB/BH12 150kg	125	GVR=23 PNB=30 RNB=34 NYB=38	155	12	121	Roller

Stainless Steel Expanders - to fit bolt hole castors into round or square tube

Square expander	-	S-20-SS 20x20-22x22mm	S-22-SS 22x22-25x25mm	S-25-SS 25x25-28x28mm	S-29-SS 29x29-32x32mm	S-36-SS 36x36-38x38mm
Round expander	R-18-SS 18-19.5mm	R-20-SS 9.5-21.7mm	R-22-SS 21.7-24.5mm	R-25-SS 24.5-27mm	R-27-SS 27-29.5mm	R-30-SS 27-29.5mm



Square



Round



SS Series Bolt Hole - High Temperature Stainless Steel Castors

Wheel diameters: 80mm, 100mm & 125mm

Bracket: Stainless steel

Wheel Material: Phenolic resin, High temperature rubber

Bearing Type: Roller/Ball Journal

Load capacity: 100kg to 150kg

Temperature: Phenolic resin -40° to +280°
High temperature rubber -30° to +260°











Swivel Phenolic



Swivel Rubber

Swivel SS Series

							
High Temperature Phenolic	High Temperature Rubber	Wheel Diam	Tread Width	Castor Height	Bolt Diam	Swivel Radius	Bearing Type
SS-80-TH/BH12 100kg	-	80	34	108	12	85	Plain
SS-100-TH/BH12 125kg	SS-100-HT/BH12 100kg	100	HT=34 TH=35	128	12	HT=85 TH=91	TH=Plain HT=Ball Journal
SS-125-TH/BH12 150kg	-	125	38	155	12	103	Plain











Swivel Braked Phenolic



Swivel Braked Rubber

Swivel Braked SS Series

							
High Temperature Phenolic	High Temperature Rubber	Wheel Diam	Tread Width	Castor Height	Bolt Diam	Swivel Radius	Bearing Type
SS-80-TH/SWB/BH12 100kg	-	80	34	108	12	120	Plain
SS-100-TH/SWB/BH12 125kg	SS-100-HT/SWB/BH12 100kg	100	HT=34 TH=35	128	12	TH=121 HT=125	TH=Plain HT=Ball Journal
SS-125-TH/SWB/BH12 150kg	-	125	38	155	12	121	Plain

Stainless Steel Castors

JA4 Series - Medium Duty Jacking Castors - 76mm Lift

Wheel diameters: 80mm, 100mm, 125mm & 160mm

Bracket: Zinc plated fabricated steel

Wheel Material: Nylon, Rubber, Polyurethane, Cast Iron

Bearing Type: Roller Bearing

Height Adjustment: 76mm

Load capacity: 70kg to 200kg



Swivel











Swivel Braked

 Full Stainless Steel versions also available

Swivel JA4 Series

												
Grey Rubber	White Nylon	Grey Polyurethane	Maroon Polyurethane	Cast Iron	Wheel Diam	Tread Width	Castor Height	Plate Size	Bolt Space	Bolt Diam	Swivel Radius	Bearing Type
JA4-080-GVR 70kg	JA4-080-NY 150kg	JA4-080-PNB 150kg	-	-	80	GVR=27 NY=34 PNB=38	108 + 76	130 x 75	102 x 51	11	GVR=84 NY=171 PNB=258	GVR, PNB=Roller NY=Plain
A4-100-GVR 80kg	JA4-100-NYB 150kg	-	JA4-100-PNB 150kg	JA4-100-CIB 150kg	100	GVR=23 PNB=30 CIB=34 NYB=36	128 + 76	130 x 75	102 x 51	11	GVR=91 NYB=178 PNB=287 CIB=367	Roller
JA4-125-GVR 100kg	JA4-125-NYB 150kg	-	JA4-125-PNB 150kg	JA4-125-CIB 150kg	125	GVR=23 PNB=30 CIB=34 NYB=36	155 + 76	130 x 75	102 x 51	11	GVR=98 PNB=120 NYB=207 CIB=200	Roller
JA4-160-GVR 150kg	JA4-160-NYB 200kg	-	JA4-160-PNB 200kg	JA4-160-CIB 200kg	160	GVR=25 NYB, PNB=40 CIB=45	195 + 76	130 x 75	102 x 51	11	NYB=40 PNB=40 CIB=120 GVR=127	Roller

Swivel Braked JA4 Series

											
Grey Rubber	White Nylon	Grey Polyurethane	Maroon Polyurethane	Wheel Diam	Tread Width	Castor Height	Plate Size	Bolt Space	Bolt Diam	Swivel Radius	Bearing Type
JA4-080-GVR/SWB 70kg	JA4-080-NY/SWB 150kg	JA4-080-PNB/SWB 150kg	-	80	GVR=27 NY=34	108 + 76	130 x 75	102 x 51	11	GVR=124 NY=211 PNB=298	GVR, PNB =Roller NY=Plain
JA4-100-GVR/SWB 80kg	JA4-100-NYB/SWB 150kg	-	JA4-100-PNB/SWB 150kg	100	GVR=23 PNB=30 NYB=36	128 + 76	130 x 75	102 x 51	11	GVR=131 NYB=218 PNB=327	Roller
JA4-125-GVR/SWB 100kg	JA4-125-NYB/SWB 150kg	-	JA4-125-PNB/SWB 150kg	125	GVR=23 PNB=30 NYB=36	155 + 76	130 x 75	102 x 51	11	GVR=138 PNB=160 NYB=247	Roller
JA4-160-GVR/SWB 150kg	JA4-160-NYB/SWB 200kg	-	JA4-160-PNB/SWB 200kg	160	GVR=25 NYB, PNB=40	195 + 76	130 x 75	102 x 51	11	NYB, PNB=8 GVR=167	Roller

RH6 Series - Heavy Duty Jacking Castors - 200mm Lift

Wheel diameters: 125mm, 160mm & 200mm

Bracket: Zinc plated fabricated steel

Wheel Material: Nylon, Rubber, Polyurethane, Cast Iron

Bearing Type: Roller Bearing/Ball Journal

Height Adjustment: 200mm

Load capacity: 300kg to 600kg



Full Stainless Steel versions also available



Swivel

Swivel Braked

Swivel RH Series

Rubber/ Aluminium	White Nylon	Poly/ Cast	Cast Iron	Wheel Diam	Tread Width	Castor Height	Plate Size	Bolt Space	Bolt Diam	Swivel Radius	Bearing Type
RH6-125-HRT 300kg	RH6-125-NYB 600kg	RH6-125-SUB 550kg	RH6-125-CIB 550kg	125	NYB=45 HRT, SUB, CIB=50	164 + 200	150 x 100	110 x 60	11	108	HRT, NYB, SUB=Ball Journal CIB=Roller
RH6-160-HRT 300kg	RH6-160-NYB 600kg	RH6-160-SUB 600kg	RH6-160-CIB 600kg	160	NYB=45 HRT, SUB, CIB=50	200 + 200	150 x 100	110 x 60	11	125	HRT, NYB, SUB=Ball Journal CIB=Roller
RH8-200-HRT 450kg	RH8-200-NYB 600kg	RH8-200-SUB 600kg	RH8-200-CIB 600kg	200	50	240 + 200	150 x 100	110 x 60	11	154	Ball Journal

Swivel Braked RH Series

Rubber/ Aluminium	White Nylon	Poly/ Cast	Wheel Diam	Tread Width	Castor Height	Plate Size	Bolt Space	Bolt Diam	Swivel Radius	Bearing Type
RH6-125-HRT/SWB 300kg	RH6-125-NYB/SWB 600kg	RH6-125-SUB/SWB 550kg	125	NYB=45 HRT, SUB=50	164 + 200	150 x 100	110 x 60	11	108	Ball Journal
RH6-160-HRT/SWB 300kg	RH6-160-NYB/SWB 600kg	RH6-160-SUB/SWB 600kg	160	NYB=45 HRT, SUB=50	200 + 200	150 x 100	110 x 60	11	125	Ball Journal
RH8-200-HRT/SWB 450kg	RH8-200-NYB/SWB 600kg	RH8-200-SUB/SWB 600kg	200	50	240 + 200	150 x 100	110 x 60	11	154	Ball Journal

Jacking Castors

JA6 - Extra Heavy Duty Jacking Castors - 75mm Lift

Wheel diameters: 160mm & 200mm

Bracket: Black Cast Iron

Wheel Material: Polyurethane/Rubber











Bearing Type: Roller Bearing

Height Adjustment: 75mm

Load capacity: 300kg to 1,000kg



Swivel JA6 Series

									
Rubber/ Cast	Poly/ Cast	Wheel Diam	Tread Width	Castor Height	Plate Size	Bolt Space	Bolt Diam	Swivel Radius	Bearing Type
JA6-160-RTB 300kg	JA6-160-SUB 750kg	160	SUB=50 RTB=60	186.5+ 76	152 x 106	114 x 64	13	135	RTB=Ball Journal SUB=Roller
JA6-200-RTB 600kg	JA6-200-SUB 1000kg	200	SUB=50 RTB=60	226.5+ 76	152 x 106	114 x 64	13	165	RTB=Ball Journal SUB=Roller

Low minimum orders ✓
 An unrivalled stock holding ✓
 The best expertise in the business ✓

THE ROSS HANDLING PROMISE
always in stock, always next day

ISO Container Castors

Wheel diameters: 250mm to 300mm

Bracket: Black fabricated










Wheel Material: Polyurethane

Bearing Type: Taper roller bearing

Load capacity: 10,000kg to 12,000kg



ISO Container Castors

								
Poly/Cast	Wheel Diam	Tread Width	Castor Height	Plate Size	Bolt Space	Bolt Diam	Swivel Radius	Bearing Type
ISO-210-SUTM 10,000kg	250	76	400	178 x 153	127 x 102	16	197	Taper Roller
ISO-312SUTM 12,000kg	300	102	454	178 x 153	127 x 102	16	222	Taper Roller

Locking screws, lifting handle and ratchet supplied with every set. Pairs of towbars can also be purchased for quick fitting to towing devices.



Ross Handling is the UK's leading supplier of castors, wheels and handling equipment.

Footmaster Levelling Castors

Wheel diameters: 42mm, 50mm, 75mm & 97mm

Bracket: Die Cast Aluminium

Wheel Material: Nylon/Polyurethane

Bearing Type: Plain

Height Adjustment: 10mm to 15mm

Load capacity: 25kg to 750kg










Handwheel Operating










Ratchet Operating








Handwheel Operating

						
	Wheel Diam	Castor Height	Plate Size	Bolt Space	Bolt Diam	Bearing Type
RHD-40S 25kg	42	71 + 10	-	-	M8 x 15	Plain
RHD-60S 125kg	50	82 + 10	-	-	M12 x 18	Plain
RHD-100S 375kg	75	120 +12	-	-	M16 x 24	Plain
RHD-60F 125kg	50	82 + 10	73 x 73	58 x 58	6.5	Plain
RHD-80F 250kg	63	102 +15	90 x 90	70 x 70	9	Plain
RHD-100F 375kg	75	120 +12	95 x 95	70 x 70	11	Plain

Ratchet Operating

						
	Wheel Diam	Castor Height	Plate Size	Bolt Space	Bolt Diam	Bearing Type
RHDR-60S 125kg	50	82 + 10	-	-	M12 x 18	Plain
RHDR-60F 125kg	50	82 + 10	73 x 73	58 x 58	6.5	Plain
RHDR-80F 250kg	63	102 +15	90 x 90	70 x 70	9	Plain

Hex Spanner

						
	Wheel Diam	Castor Height	Plate Size	Bolt Space	Bolt Diam	Bearing Type
RHD-120F 500kg	75	120 +12	95 x 95	70 x 70	11	Plain
RHD-150F 750kg	97	130 +15	100 x 100	70 x 70	13	Plain

Scaffold Castors

Wheel diameters: 125mm, 150mm & 200mm

Bracket: Zinc plated pressed steel






Wheel Material: Polyurethane/Nylon

Bearing Type: Plain

Load capacity: 200kg to 700kg



Scaffold Castors

						
Nylon	Polyurethane	Wheel Diam	Tread Width	Castor Height	Bolt Diam	Bearing Type
154918N-R 200kg	193343-R 200kg	125mm	32	154	46-50mm expander fitting	Plain
	221674-R 500kg	125mm	32	157	38mm solid stem	Plain
185261-R 700kg	182565-R 700kg	150mm	185261-R=40 182565-R=45	180	38mm solid stem	Plain
	211017-R 700kg	200mm	45	241	38mm solid stem	Plain

Ball Transfer Units

Wheel diameters: 19mm & 25.4mm






Bracket: Carbon steel – bright zinc plated

Wheel Material: Carbon steel

Load capacity: 23kg to 55kg



Ball Transfer Units

				
	Wheel Diam	Castor Height	Bolt Space	Bolt Diam
1000(3/4) 23kg	19	10	2 X 55.6	3.5
1000(1) 55kg	19	-	2 X 55.6	3.5
1007(1) 55kg	25.4	19	-	PUSH FIT
1009(3/4) 23kg	25.4	-	-	M8 x 25
1009(1) 55kg	25.4	-	-	M8 x 25

Special Castors

2SL Low Level Castors

Wheel diameters: 50mm

Bracket: Zinc plated pressed steel

Wheel Material: Cast Iron, Polyurethane, Nylon

Bearing Type: Plain

Load capacity: 160kg to 270kg



2SL Castors

White Nylon	Polyurethane	Steel	Wheel Diam	Castor Height	Plate Size	Bolt Space	Bolt Diam	Swivel Radius	Bearing Type
B2SL-050-NYOL 160kg	B2SL-050-PTOL 160kg	2SL-050-STOL 270kg	50	64	95	35	7	50	Plain

Scene Shifter

Sizes available: 35mm and 100mm

Wheel diameters: 50mm

Bracket: Zinc plated pressed steel

Wheel Material: Polyurethane

Bearing Type: Ball Journal

Load capacity: 300kg to 460kg



Mini

Scene Shifter

MINISS 300kg	Wheel Diam	Castor Height	Plate Size	Bolt Space	Bolt Diam	Bearing Type
MINISS 300kg	35	85	85 X 85	55 X 55	10	Ball Journal
BS4-100-PTO4/X 460kg	100	162	150 X 110	120/105 X 80/60	12	Ball Journal



Wheels Contents

- 50 Rubber Trolley Wheels
- 52 Heavy Duty Rubber Trolley Wheels
- 53 Sandhopper Launching Trolley Wheels
- 54 Pneumatic Wheels
- 55 Wheelbarrow Wheels
- 56 Nylon Wheels
- 58 Rubber Wheels
- 63 Polyurethane Wheels
- 65 Anti Static Rubber Wheels
- 65 Wheelchair Wheels
- 66 Temperature Resistant Wheels
- 67 Pallet Rollers
- 68 Cast Iron Wheels
- 69 Steel Wheels and V Grooved
- 70 Flanged Rail Wheels

Wheels - Rubber Trolley Wheels








AB Series - Rubber Trolley Wheels

Sizes available: 80mm, 100mm, 125mm, 160mm & 200mm

The AB Series Rubber wheels are a light duty range of rubber tyred wheels with a black plastic centre. The wheels are suitable for a range of light industrial applications such as on trolleys, garden furniture and light equipment.



AB Series

	 Wheel Diam	 Tread Width	 Hub Bore	 Hub Length	 Bearing Type	 Load Capacity (kg)
AB-80	80	21	8	37	Plain	30
AB-100	100	24	10	35	Plain	35
AB-125	125	31	15	44	Plain	50
AB-160	160	40	20	44	Plain	100
AB-200L	200	33	20	44	Plain	130








PD Series - Rubber Trolley Wheels

Sizes available: 150mm, 180mm & 200mm

The PD Series Rubber wheels have a solid black tyre and a toughened polypropylene wheel centre making them suitable for a range of agricultural and horticultural applications.



PD Series

	 Wheel Diam	 Tread Width	 Hub Bore	 Hub Length	 Bearing Type	 Load Capacity (kg)
PD-6	150	39	12.7	38	Plain	30
PD-7	180	45	12.7	38	Plain	50
PD-8	200	45	12.7	38	Plain	50







EPR Series - Rubber Trolley Wheels

Sizes available: 160mm, 200mm, 250mm & 270mm

The EPR Series Rubber wheel have a cushioned rubber tyre wheel on a red plastic centre with range of bore sizes making it ideal for a wide variety of equipment.



EPR Series

						
	Wheel Diam	Tread Width	Hub Bore	Hub Length	Bearing Type	Load Capacity (kg)
EPR-6 (3/4")	160	30	19	51	Plain	150
EPR-6 (1")	160	30	25.4	51	Plain	150
EPR-8 (1/2")	200	30	12.7	51	Plain	200
EPR-8 (3/4")	200	30	19	51	Plain	200
EPR-8 (1")	200	30	25.4	51	Plain	200
EPR-10 (1")	250	60	25.4	51	Plain	275
EPR-11 (1")	270	52	25.4	59	Plain	150

Wheelie Bin Wheel - Rubber Trolley Wheels

Sizes available: 200mm

This 200mm wheelie bin wheel is specifically designed for domestic wheelie bins. Supplied with a nose collar with integral clip. Ideally combined with our wheelie bin axle kit.

+ Optional Extras

Replacement spindle for use on domestic wheelie bins 120 litre and 140 litre. Combined with our Bin Nose Wheels. Standard Axle size is 22mm x 460mm.



Wheelie Bin Wheel

					
	Wheel Diam	Tread Width	Hub Bore	Bearing Type	Load Capacity (kg)
Nose Wheel	200	30	22	Plain	135

Wheels








PBW Series - Heavy Duty Rubber Trolley Wheels

Sizes available: 330mm, 350mm & 400mm

The PBW Series have a heavy duty solid rubber wheel with a plastic centre suitable for a variety of industrial and agricultural applications.



PBW Series

						
	Wheel Diam	Tread Width	Hub Bore	Hub Length	Bearing Type	Load Capacity (kg)
PBW-330RIB	330	70	25.4	66	Plain	250
PBW-350RIB	350	52	25.4	66	Plain	300
PBW-400RIB	400	90	25.4	66	Plain	350








NSS Series - Heavy Duty Rubber Trolley Wheels

Sizes available: 150mm, 200mm, 250mm & 300mm

This NSS Series has a cushioned solid rubber wheel on a pressed steel centre with or without bearings. The steel centre provides strength and the roller bearings provide ease of movement making the rubber wheel easier to move and able to carry heavy loads.



NSS Series

						
	Wheel Diam	Tread Width	Hub Bore	Hub Length	Bearing Type	Load Capacity (kg)
NSS-6 (Z)	150	35	25.4	51	Plain	150
NSS-6R (Z)	150	35	25.4	51	Roller	150
NSS-8(Z)20mm	200	50	20	51	Plain	250
NSS-8 (Z)	200	50	25.4	51	Plain	250
NSS-8R (Z)	200	50	25.4	51	Roller	250
NSS-10 (Z)	250	50	25.4	51	Plain	350
NSS-10R (Z)	250	50	25.4	51	Roller	350
NSS-12 (Z)	300	50	25.4	51	Plain	400
NSS-12R (Z)	300	50	25.4	51	Roller	400





BWG Series - Heavy Duty Rubber Trolley Wheels

Sizes available: 280mm, 330mm, 350mm, 400mm & 450mm

The BWG Series Rubber wheels are a heavy duty solid rubber wheel on a durable metal centre. This series is highly recommended for heavy duty industrial and agricultural applications.



BWG Series

						
	Wheel Diam	Tread Width	Hub Bore	Hub Length	Bearing Type	Load Capacity (kg)
BWR-280-25.4/BLACK	280	80	25.4	63	Roller Bearing	250
BWG-330RIB	330	70	25.4	66	Plain	300
BWG-350RIB	350	75	25.4	66	Plain	400
BWR-350RIB	350	75	25.4	63.5	Roller	400
BWG-400RIB	400	100	25.4	66	Plain	500
BWR-400RIB	400	100	25.4	63.5	Roller	500
VBW-455-35BB	450	115	35	75	Ball Journal Bearing	1100








GB Series - Sandhopper Launching Trolley Wheels

Sizes available: 260mm & 293mm

The GB Series are extra wide tread solid rubber wheels on a plastic centre. They are ideally suited for use on barrows, launching trolleys and many outdoor applications.



GB Series

						
	Wheel Diam	Tread Width	Hub Bore	Hub Length	Bearing Type	Load Capacity (kg)
GB-260(1")	260	98	25.4	56	Plain	125
GB300-25.4/51	293	52	25.4	51	Plain	150








PW Series (Plastic Centre) - Pneumatic Wheels

Sizes available: 200mm, 220mm, 260mm & 400mm

The PW series wheel has an internal air filled inner tube surrounded by a chunky solid rubber tyre on a plastic centre. This popular pneumatic wheel is suitable for low speed applications, such as trolleys and wheel barrows.



PW Series (Plastic Centre)

						
	Wheel Diam	Tread Width	Hub Bore	Hub Length	Bearing Type	Load Capacity (kg)
WAT-8RBM20	200	48	20	60	Roller	75
PW-250-4-25.4-76	220	65	25.4	76	Plain	100
PW-300-4-25.4-76 NEW	260	85	25.4	76	Plain	120
PWR-300-4-25.4-76	260	85	25.4	76	Roller	120
PW-400-8-25.4-68	400	100	25.4	68	Plain	150
PWR-400-4-25.4-76/D	400	100	25.4	76	Roller	150
PWR-400-2-25.4-76/DD	400	100	25.4	76	Roller	150








PWMR Series (Metal Centre) - Pneumatic Wheels

Sizes available: 260mm, 400mm, 457mm & 530mm

The PWMR series of wheels have a metal centre, air filled rubber tyres and are all fitted with roller bearings, making these pneumatic wheels easy to move. This wheel is suitable for low speed applications, therefore making them ideal for a range of trolleys and wheelbarrows.



PWMR Series (Metal Centre)

						
	Wheel Diam	Tread Width	Hub Bore	Hub Length	Bearing Type	Load Capacity (kg)
PWMR-300-4-20-76	260	85	20	76	Roller	200
PWMR-400-8-25.4-75/DD	400	100	25.4	75	Roller	250
500-8	457	98	30	68mm (recessed) 76mm	Ball Journal	1700
600-9	530	120	30	68mm (recessed) 76mm	Ball Journal	1700








PW Series (Puncture Proof) - Pneumatic Wheels

Sizes available: 260mm & 400mm

The PW Pneumatic Puncture Proof series wheel has a light weight micro-cellular polyurethane tyre which behaves like a pneumatic wheel but will not puncture. This wheel is available with a red polypropylene centre and roller bearings or with a metal centre and ball journal bearings. This range is ideal for low speed applications and will remain flat free!!



PW Series (Puncture Proof)

						
	Wheel Diam	Tread Width	Hub Bore	Hub Length	Bearing Type	Load Capacity (kg)
PWR-250-4-25.4-76/PP	260	85	25.4	75	Roller	120
PWR-400-4-25.4-66/PP	400	105	25.4	75	Roller	180
PWMR-400-4-25.4-65/PP	400	100	25.4	76	Roller	200








Wheels - Wheelbarrow Wheels

Sizes available: 350mm & 400mm

Replacement wheels for Haemmerlin and Chillington wheelbarrows. With 3 different types of wheel material, pneumatic, solid and puncture free. PFW has a micro cellular polyurethane tyre which acts like a pneumatic wheel but will not puncture.



Wheels

						
	Wheel Diam	Tread Width	Hub Bore	Hub Length	Bearing Type	Load Capacity (kg)
PW-350	350	100	14	104	Plain	150
SW-350	350	100	14	104	Plain	150
PW-400	400	100	14	104	Plain	150
SW-400	400	100	14	104	Plain	150
PFW-400	400	100	14	104	Plain	150



Accessories

HAK-1 Axle Fixing Kit, Haemmerlin Grips (pair) and Chillington Grips (pair)








PL Series - Nylon Wheels

Sizes available: 50mm, 75mm & 100mm

This light duty plastic wheel is ideal for light duty applications such as on furniture and small trolleys.



PL Series

						
	Wheel Diam	Tread Width	Hub Bore	Hub Length	Bearing Type	Load Capacity (kg)
50-PL	50	22	8	28	Plain	70
75-PL	75	22	8	29	Plain	80
100-PL	100	22	8	30	Plain	90








NV Series - Nylon Wheels

Sizes available: 80mm, 100mm & 125mm

The NV series are medium duty nylon wheels ideal for a variety of applications.



NV Series

						
	Wheel Diam	Tread Width	Hub Bore	Hub Length	Bearing Type	Load Capacity (kg)
80-NV	80	30	12	39	Plain	100
100-NV	100	30	12	39	Plain	130
125-NV	125	38	15	44	Plain	200

NY/NYB Series - Nylon Wheels

Sizes available: 80mm, 100mm, 125mm, 160mm & 200mm

NY Series. The heavy duty nylon wheels are strong and durable and suitable for a range of applications, trolleys, machinery and equipment.

NYB Series. This heavy duty nylon wheel has roller bearings which make it easier to move and ideal for a range of applications such as use on machinery and equipment.









NY Series



NYB Series

NY and NYB Series

						
	Wheel Diam	Tread Width	Hub Bore	Hub Length	Bearing Type	Load Capacity (kg)
80-NY-12mm	80	34	12	44	Plain	150
80-NYB-12mm	80	34	12	44	Roller	150
100-POR-12mm	100	35	12	40	Roller	150
100-NY-20mm	100	34	20	44	Plain	200
100-NYB-12mm	100	34	12	44	Roller	200
125-NY-20mm	125	38	20	44	Plain	300
125-NYB-12mm	125	38	12	44	Roller	300
160-NY-20mm	160	40	20	58	Plain	350
160-NYB-20mm	160	40	20	58	Roller	350
200-NY-20mm	200	46	20	58	Plain	400
200-NYB-15mm	200	46	15	58	Roller	400
200-NYB-20mm	200	50	20	58	Roller	400
WNY-8L	200	38	25.4	60	Plain	450

Exclusive ranges of nylon castors are available on pages 23, 24, 26 & 30

2260 Series



3360 Series



5000 Series










HNYB Series - Nylon Wheels

Sizes available: 125mm, 160mm & 200mm

HNYB Heavy Duty Nylon Wheels are the strongest out of the nylon wheel range. With ball journal bearings and load capacities of up to 800kg each, these heavyweight nylon wheels will give you the strength and durability you need.



HNYB Series

						
	Wheel Diam	Tread Width	Hub Bore	Hub Length	Bearing Type	Load Capacity (kg)
125-HNYB	125	40	20	60	Ball Journal	700
160-HNYB	160	50	20	60	Ball Journal	700
200-HNYB	200	50	20	60	Ball Journal	800








RNB Series - Rubber Wheels

Sizes available: 80mm, 100mm, 125mm, 160mm & 200mm

With a black polypropylene hub and an elasticated blue rubber tyre these wheels can take maximum loads of 400kg each. Available with roller bearings for smooth and quiet movement, these non-marking blue rubber wheels are ideal for a wide variety of general purpose applications.



RNB Series

						
	Wheel Diam	Tread Width	Hub Bore	Hub Length	Bearing Type	Load Capacity (kg)
80-RNB	80	36	12	45	Roller	150
100-RNB	100	29	12	44	Roller	200
125-RNB	125	34	12	44	Roller	250
160-RNB-20mm	160	40	20	60	Roller	350
200-RNB-20mm	200	40	20	60	Ball Journal	400

PV/PVR Series - Rubber Wheels

Sizes available: 80mm, 100mm, 125mm, 160mm & 200mm

PV Series. The PV series Black Rubber Wheels have a black polypropylene centre come without bearings and are suitable for a range of applications.




PVR Series. The PVR Black Rubber wheels are supplied with a rubber tyre, with either a red or black plastic centre and with or without roller bearings. The wide variety of wheels in this series serve a range of medium to heavy duty functions.



PV Series

PVR Series

PV/PVR Series

						
	Wheel Diam	Tread Width	Hub Bore	Hub Length	Bearing Type	Load Capacity (kg)
80-PV	80	22	12	39	Plain	70
80-PV-20mm	80	27	20	45	Plain	70
80-PVR-12mm	80	27	12	45	Roller	70
100-PV	100	22	12	39	Plain	80
100-PV-20mm	100	23	20	45	Plain	80
100-PVR-12mm	100	23	12	45	Roller	80
125-PV	125	27	15	44	Plain	100
125-PV-20mm	125	23	20	45	Plain	100
125-PVR-12mm	125	23	12	45	Roller	100
160-PV-23mm	160	25	23	58	Plain	150
160-PVR-15mm	160	25	15	58	Roller	150
200-PV-23mm	200	33	23	58	Plain	200
200-PVR-15mm	200	33	15	58	Roller	200

Low minimum orders ✓
 An unrivalled stock holding ✓
 The best expertise in the business ✓








MPVR Series - Rubber Wheels

Sizes available: 80mm, 100mm, 125mm, 160mm & 200mm

The MPVR Series Rubber wheels have a solid black rubber tyre on a welded zinc plated metal centre with roller bearings. This wheel is strong, durable and suitable for a range of low speed applications.



MPVR Series

						
	Wheel Diam	Tread Width	Hub Bore	Hub Length	Bearing Type	Load Capacity (kg)
80-MPVR	80	25	12	44	Roller	50
100-MPVR	100	30	12	44	Roller	70
125-MPVR	125	37	15	45	Roller	90
160-MPVR	160	40	20	60	Roller	160
200-MPVR-20mm	200	50	20	60	Roller	205








HRT Series - Rubber Wheels

Sizes available: 125mm, 160mm & 200mm

The HRT Series Rubber Wheels have an extra heavy duty black rubber wheel with an aluminium centre and ball journal bearings. This series is ideal for industrial applications such as moving equipment and heavy machinery.



HRT Series

						
	Wheel Diam	Tread Width	Hub Bore	Hub Length	Bearing Type	Load Capacity (kg)
125-HRT-20mm	125	50	20	60	Ball Journal	300
160-HRT-20mm	160	50	20	60	Ball Journal	400
200-HRT-20mm	200	50	20	60	Ball Journal	500








RP Series - Rubber Wheels

Sizes available: 50mm, 75mm & 100mm




The RP Series are light duty grey non-marking rubber wheels on a black plastic centre. This budget wheel is ideal for small trolleys, furniture and equipment.



RP Series

						
	Wheel Diam	Tread Width	Hub Bore	Hub Length	Bearing Type	Load Capacity (kg)
50-RP	50	22	8	27.5	Plain	60
75-RP	75	23	8	28	Plain	70
100-RP	100	26	8	30	Plain	80

Exclusive range of grey rubber castors are available on pages 20, 23, 24 & 26



Ross Handling is the UK's leading supplier of castors, wheels and handling equipment.

GV/GVR Series - Rubber Wheels





Sizes available: 80mm, 100mm, 125mm, 150mm, 160mm & 200mm

GV Series. The GV Series are medium duty grey non-marking rubber wheels on a black plastic centre. They are suitable for a range of light to medium duty applications such as on trolleys, equipment and machinery.

GVR Series. The GVR grey rubber wheels are supplied with a black plastic centre and roller bearings. The grey rubber wheels are non-marking and therefore suitable for a range of applications.



GV/GVR Series








	 Wheel Diam	 Tread Width	 Hub Bore	 Hub Length	 Bearing Type	 Load Capacity (kg)
80-GV	80	22	12	39	Plain	70
80-GV-20mm	80	27	20	45	Plain	70
80-GVR-12mm	80	27	12	45	Roller	70
100-GV	100	22	12	39	Plain	80
100-GV-20mm	100	23	20	45	Plain	80
100-GVR-12mm	100	23	12	45	Roller	80
125-GV	125	27	15	44	Plain	100
125-GV-20mm	125	23	20	45	Plain	100
125-GVR-12mm	125	23	12	45	Roller	100
150-GV	150	-	15	44	Plain	120
160-GV-23mm	160	25	23	58	Plain	150
160-GVR-15mm	160	25	15	58	Roller	150
200-GV-23mm	200	33	23	58	Plain	200
200-GVR-15mm	200	33	15	58	Roller	200

PN Series - Polyurethane Wheels

Sizes available: 80mm, 100mm, 125mm & 150mm

The PN series are a range of light duty polyurethane wheels with plain bores, quiet and durable these wheels are ideal for a variety of applications.



						
	Wheel Diam	Tread Width	Hub Bore	Hub Length	Bearing Type	Load Capacity (kg)
80-PN	80	28	12	39	Plain	70
100-PN	100	30	12	39	Plain	110
125-PN	125	32	12	39	Plain	130
150-PN	150	35	15	44	Plain	200








PNB Series - Polyurethane Wheels

Sizes available: 80mm, 100mm, 125mm, 160mm & 200mm

The PNB Series Polyurethane wheels have a nylon centre and bonded polyurethane tyre. This wheel is quiet and easy to manoeuvre whilst remaining durable and strong. Available with or without roller bearings these wheels are ideal for a variety of applications.



PNB Series

						
	Wheel Diam	Tread Width	Hub Bore	Hub Length	Bearing Type	Load Capacity (kg)
80-PN-20mm	80	38	20	44	Plain	150
80-PNB-12mm	80	38	12	44	Roller	150
80-PNB MAROON	80	30	12	44	Roller	100
100-PN-20mm	100	30	20	44	Plain	150
125-PN-20mm	125	30	20	44	Roller	200
100-PNB-12mm	100	30	12	44	Roller	150
125-PNB-12mm	125	30	12	44	Roller	200
160-PNB-20mm	160	40	20	59	Roller	400
200-PNB-20mm	200	50	20	59	Roller	500





HSUB Series - Polyurethane Wheels

Sizes available: 100mm, 125mm, 160mm, 200mm & 250mm

The HSUB Polyurethane wheels are a popular heavy duty wheel with a cast iron core and a polyurethane tyre bonded to the wheel. These extra strong wheels are suitable for industrial and heavy duty applications. The ball journals reduce rolling resistance and increase mobility.



HSUB Series

						
	Wheel Diam	Tread Width	Hub Bore	Hub Length	Bearing Type	Load Capacity (kg)
100-HSUB-50-20mm	100	50	20	60	Ball Journal	450
125-HSUB-50-20mm	125	50	20	60	Ball Journal	550
160-HSUB-50-20mm	160	50	20	60	Ball Journal	770
200-HSUB-50-20mm	200	50	20	60	Ball Journal	1000
200-HSUB-60-20mm	200	60	20	60	Ball Journal	1200
250-HSUB-80-30mm	250	80	30	90	Ball Journal	1800
250-HSUB-25mm	250	80	25	90	Ball Journal	1800








PAL Series - Polyurethane Wheels

Sizes available: 100mm, 125mm, 160mm & 200mm

The PAL Series Polyurethane wheels have an aluminium core with a bonded polyurethane wheel. The precision ball bearings coupled with the strong wheel mean that the PAL series has load capacities of up to 800kg, making it ideal for heavy duty applications.



PAL Series

						
	Wheel Diam	Tread Width	Hub Bore	Hub Length	Bearing Type	Load Capacity (kg)
100-PAL	100	40	8	45	Ball Journal	300
125-PAL	125	50	20	60	Ball Journal	350
160-PAL	160	50	20	60	Ball Journal	800
200-PAL	200	50	20	60	Ball Journal	800










ASR Series - Anti Static Rubber Wheels

Sizes available: 75mm, 100mm, 125mm, 160mm & 200mm

The ASR Anti-Static Rubber wheels are made up of a metal centre and anti-static rubber wheel. The anti-static rubber absorbs build up of static charge therefore making it suitable for environments where electrically conductive wheels are essential. These wheels are available both with and without roller bearings.



ASR Series

	 Wheel Diam	 Tread Width	 Hub Bore	 Hub Length	 Bearing Type	 Load Capacity (kg)
75-ASPR	75	25	8	26	Plain	75
100-ASR	100	22	12	45	Roller	70
100-AS04	100	35	12	45	Plain	100
125-ASR	125	27	12	45	Roller	100
160-ASR-20mm	160	24	20	58	Roller	135
200-ASR-20mm	200	30	20	58	Roller	205

RJP Series - Wheelchair Wheels

Sizes available: 150mm, 200mm, 315mm & 610mm

The RJP Series are grey rubber wheelchair wheels fitted with a ball bearing and with a polypropylene wheel centre. The grey rubber is non-marking and specifically designed for disability equipment.

We also offer a range of front wheelchair replacement castors










RJP-150



RQP-610

RJP Series

	 Wheel Diam	 Tread Width	 Hub Bore	 Hub Length	 Bearing Type	 Load Capacity (kg)
RJP-150	150	30	8	36	Ball Journal	60
RJP-200	200	30	8	53	Ball Journal	70
RJP-315	315	42	M12x35	60	Ball Journal	150
RQP-610	610	28	12	56	Ball Journal	50










TH Series - Temperature Resistant Wheels

Sizes available: 80mm, 100mm, 125mm, 160mm & 200mm

The termotex phenolic resin wheels are resistant to temperatures from -40° to +280° maximum and are suitable for medium/heavy duty applications, these durable wheels are ideal for medical equipment, catering equipment and food manufacturing trolleys.



TH Series

	 Wheel Diam	 Tread Width	 Hub Bore	 Hub Length	 Bearing Type	 Load Capacity (kg)
80-TH	80	35	12	45	Plain	100
100-TH	100	35	12	40	Plain	125
125-TH	125	35	12	40	Plain	150
160-TH-20mm	160	40	20	58	Plain	250
200-TH-20mm	200	50	20	58	Plain	300










HT Series - Temperature Resistant Wheels

Sizes available: 100mm

The high temperature rubber wheels are resistant to temperatures from -30°C to +260°C maximum and have a stainless steel wheel centre. The Temperature resistant wheels can withstand extreme temperatures and are therefore ideal for food manufacturing trolleys, ovens, kilns and even freezers.



HT Series

	 Wheel Diam	 Tread Width	 Hub Bore	 Hub Length	 Bearing Type	 Load Capacity (kg)
100-HT	100	34	12	38	Roller	100








NP Series - Pallet Rollers

Sizes available: 82mm & 200mm

The NP Series Pallet Rollers have an extra wide tread and ball journal bearings. These white nylon wheels with a white polyamide centre can take loads of up to 950kg and are ideal for use on pallet trucks and fork lift trucks. These wheels are suitable for temperatures ranging from - 20° min to + 80° max.



NP Series

	 Wheel Diam	 Tread Width	 Hub Bore	 Hub Length	 Bearing Type	 Load Capacity (kg)
60-NP-20	82	60	20	60	Ball Journal	500
60-NP-25	82	60	25	60	Ball Journal	500
75-NP-20	82	75	20	75	Ball Journal	700
75-NP-25	82	75	25	75	Ball Journal	700
82-NP-20	82	100	20	100	Ball Journal	950
82-NP-25	82	100	25	100	Ball Journal	950
200-NP-20	200	50	20	60	Ball Journal	650
200-NP-25	200	50	25	50	Ball Journal	650








PR Series - Pallet Rollers

Sizes available: 82mm & 200mm

The PR Series Pallet Rollers have a polyurethane wheel, white polyamide centre, wide tread and ball journal bearings. They are ideal for use on pallet trucks and fork lift trucks. These wheels can take loads of up to 750kg and are suitable for temperatures ranging from - 20° min to + 60° max.



PR Series

	 Wheel Diam	 Tread Width	 Hub Bore	 Hub Length	 Bearing Type	 Load Capacity (kg)
82-PR-20	82	100	20	100	Ball Journal	750
82-PR-25	82	100	25	100	Ball Journal	750
200-PR-20	200	50	20	50	Ball Journal	450
200-PR-25	200	50	25	50	Ball Journal	450



CI/CIB Series - Cast Iron Wheels

Sizes available: 75mm, 100mm, 125mm, 150mm, 200mm & 250mm

CI Series. The CI Series Cast Iron wheels are ideal for demanding, industrial environments. The wheels can withstand temperatures ranging from -20° min to +300° maximum and take loads of up to 1 tonne. Suitable for a range of heavy duty applications these wheels are strong, durable as well as shock resistant. The CI Series are supplied without bearings.










CI Series

CIB Series

CIB Series. The CIB Series Cast Iron wheels are extremely strong and durable, making them suitable for heavy-duty and industrial applications. The cast iron wheels can withstand temperatures ranging from -20° min to +300° maximum and take loads of up to 1 tonne whilst remaining shock-resistant. The CIB Series are supplied with roller bearings for ease of movement.

CI/CIB Series

						
	Wheel Diam	Tread Width	Hub Bore	Hub Length	Bearing Type	Load Capacity (kg)
WCI-3M12	75	32	12	39	Plain	170
WCI-4RBM15	100	38	15	48	Roller	400
WCI-4M15	100	38	15	48	Plain	400
WCI-5RBM15	125	41	15	48	Roller	500
WCI-5M15	125	41	15	48	Plain	500
WCI-6RBM20	150	45	20	60	Roller	900
WCI-6M20	150	45	20	60	Plain	900
WCI-8M20	200	45	20	60	Plain	1000
WCI-8RBM20	200	45	20	60	Roller	1000
WCI-10RBM25	250	51	25	60	Roller	1360








ST Series - Steel Wheels

Sizes available: 50mm, 150mm, 200mm, 250mm & 300mm

The ST Series Steel Wheels are the strongest wheels in our range with load capacities of up to 5 and a half tonnes. The stainless steel wheels can withstand temperatures of -20° min to +80° maximum and are suitable for heavy duty and industrial applications. As they are shock resistant they can withstand heavy impacts without breaking. Supplied with either plain, ball journal or taper roller bearings.



ST Series

						
	Wheel Diam	Tread Width	Hub Bore	Hub Length	Bearing Type	Load Capacity (kg)
050-STOL-PLAIN	50	14	12	17	Plain	135
150-ST2H	150	50	20	48.3	Ball Journal	1130
200-STTP	200	55	31.7	53	Taper Roller	2500
200-ST3T	200	85	50	81	Taper Roller	5080
250-STT	250	100	30	108	Taper Roller	5450
300-STT	300	100	30	108	Taper Roller	5500








CV Series - V Grooved

Sizes available: 75mm, 100mm, 125mm, 150mm & 200mm

The V Grooved Cast Iron Wheels are specifically designed to run on angled track, with a v grooved angle of 92 degrees. These wheels are extremely strong, taking loads of over 1 tonne, and suitable for a variety of industrial environments. Supplied with roller bearings for ease of movement.



CV Series

						
	Wheel Diam	Tread Width	Hub Bore	Hub Length	Bearing Type	Load Capacity (kg)
075-CVIB	75	37	20	60	Roller	225
100-CVIH	100	46	20	60	Roller	250
125-CVIH	125	38	20	60	Roller	265
150-CVIH	150	45	25	60	Roller	1000
WGR-6RBM20	150	48	20	60	Roller	1020
200-CVIH	200	45	25	60	Roller	910








CF Series - Cast Iron Flanged Rail Wheels

Sizes available: 105mm, 130mm, 150mm, 200mm, 250mm & 300mm

The CF series cast iron single flanged rail wheel has been specifically designed to run on rail track. They have a 90 degree angle flange and parallel tread. They can take loads of up to 1 ½ tonnes and are suitable in temperatures ranging from -20° min to +80° max – meaning that these wheels are ideal for the harshest of environments.



CF Series

						
	Wheel Diam	Tread Width	Hub Bore	Hub Length	Bearing Type	Load Capacity (kg)
105-CIF	105	20	15	27	Ball Journal	250
130-CIF	130	35	20	45	Ball Journal	500
150-CIF	150	40	20	50	Ball Journal	750
200-CIF	200	40	20	50	Ball Journal	1200
250-CIF	250	45	25	60	Ball Journal	1400
300-CIF	300	45	30	60	Ball Journal	1650





SF Series - Steel Flanged Rail Wheels

Sizes available: 55mm, 85mm, 105mm, 133mm & 175mm

The Steel Flanged Wheels are supplied with an integral beam. They are designed to run and fit standard sections of steel beam and steel channels. Each wheel has a wheel diameter and a flange groove diameter added on to it in order to make the overall diameter. The integral stem attached coupled with load ratings of up to 1 ½ tonnes make these wheels ideally suited to industrial environments.



SF Series

			
	Wheel Diam	Tread Width	Load Capacity (kg)
55-SF	55 + 15	25	160
85-SF	85 + 15	25	370
105-SF	105 + 20	25	700
133-SF	133 + 27	35	1000
175-SF	175 + 25	34	1500



Components Contents

- 72 Tube Inserts
- 78 Rod & Wire End Tips
- 79 Ferrules
- 80 Walking Stick Feet
- 81 Buffers and Door Stops
- 82 Bolt & Nut Caps
- 83 Connectors & Tubing
- 84 Handwheels
- 88 Thumbscrews
- 90 Metal Components
- 91 Threaded Inserts
- 94 Adjustable Feet
- 96 Conveyor Feet
- 98 Stainless Steel Feet
- 99 Handgrips
- 100 Connect a Tube





Round Tube Inserts

Sizes available: 12.7mm to 76.2mm

Round plastic inserts provide a neat, quick, cost effective finish for tubing. Available in a range of sizes and colours. Made from LDPE. For measuring advice, take a look at our video online at www.rosscastors.co.uk/measuring_advice.



Round Tube Inserts

				
Order Code	Outside Diameter	Tube Wall Thickness	Colour	Finish
E121420	12.7	0.9 - 2.0	Black	Textured
A3252GA/2	12.7	0.9 - 2.6	White	Gloss
E581420	16	0.9 - 2.0	Black	Textured
R61704	16	0.9 - 2.6	White	Gloss
E341420	19	0.9 - 2.0	Black	Textured
R61434	19	0.9 - 2.6	White	Gloss
E781420	22	0.9 - 2.0	Black	Textured
B3744	25	1.2 - 2	Chrome	Gloss
E11420	25.4	0.9 - 2.0	Black	Textured
R61579	25.4	0.9 - 2.0	White	Gloss
E1181420	28.6	0.9 - 2.0	Black	Textured
E301420	30	0.9 - 2.0	Black	Textured
R61670/1	32	2.0 - 3.25	Black	Gloss
E1141420	32	0.9 - 2.0	Black	Textured
E1121420	38.1	0.9 - 2.0	Black	Textured
A2583EA/1	41.3	1.2 - 2.0	Black	Gloss
A3381GA	44.5	0.9 - 2.0	Black	Gloss
A2033AB	48	2.0 - 3.25	Black	Textured
A3033GB	48	1.2 - 1.6	Black	Gloss
B3750	50	1.2 - 2	Chrome	Gloss
A2779CA/1	50.8	2.0 - 3.25	Black	Textured
E21420	50.8	0.9 - 2.0	Black	Textured
A2288DA	60.3	2 - 3.25	Black	Gloss
A3536BA	76.2	2.0 - 4.0	Black	Textured





Heavy Duty Round Tube Inserts

Sizes available: 19mm, 22mm and 32mm

Heavy duty round inserts have a thicker head than the standard options, ideal for furniture and chair legs. Made from LDPE.



Heavy Duty Round Tube Inserts

 Order Code	 Outside Diameter	 Tube Wall Thickness	 Colour	Finish
A12992A	19	1.2 - 2.0	Black	Gloss
A12993A	22	1.2 - 2.0	Black	Gloss
A12644A	32	1.2 - 2.0	Black	Gloss






Angled Round Tube Inserts

Sizes available: 19mm and 25mm

Round angled tube inserts are ideal for stacking chairs with tubular legs. Made from Polyethylene.



Angled Round Tube Inserts

 Order Code	 Outside Diameter	 Tube Wall Thickness	 Angle	 Colour	Finish
A0446KA	19	1.6	15	Black	Gloss
A1102	25	1.2 - 1.5	8	Black	Gloss





Square Tube Inserts

Sizes available: 12.7mm x 12.7mm upto 150mm x 150 mm

These square tube inserts are designed to be inserted into hollow square tube with ribbed sides for a secure fitting. Ideal to offer protection from sharp tube edges. A quick, neat and easy finish for box section. Made from LDPE.



Square Tube Inserts

				
Order Code	Outside Diameter	Tube Wall Thickness	Colour	Finish
R43068/1	12.7 x 12.7	0.9 - 2.6	Black	Gloss
E58581420	16 x 16	0.9 - 2.0	Black	Textured
E34341420	19 x 19	0.9 - 2.0	Black	Textured
R41448	19 x 19	0.9 - 2.6	White	Gloss
E78781420	22 x 22	0.9 - 2.6	Black	Textured
B3745	25 x 25	1.2 - 2	Chrome	Gloss
E111014	25.4 x 25.4	0.9 - 2.6	Black	Gloss
E111618	25.4 x 25.4	1.2 - 1.6	Black	Textured
E18181420	28.6 x 28.6	0.9 - 2.0	Black	Textured
E30301530	30 x 30	1.0 - 3.0	Black	Textured
R41435/1	32 x 32	2 - 3.25	Black	Gloss
R41435/2	32 x 32	0.9 - 2.0	White	Gloss
R41428	34.9 x 34.9	1.6 - 2.6	Black	Gloss
E12121420	38 x 38	0.9 - 2.0	Black	Textured
E40401530	40 x 40	1.0 - 3.0	Black	Textured
R41830	44.5 x 44.5	1.2 - 2.0	Black	Gloss
E220610	50.8 x 50.8	3.2 - 5.0	Black	Textured
E221014	50.8 x 50.8	2.0 - 3.25	Black	Textured
E221420	50.8 x 50.8	0.9 - 2.0	Black	Textured
R42317	60 x 60	2.0 - 4.0	Black	Gloss
A2992UA	70 x 70	2.0 - 4.0	Black	Textured
A3379CA	75 x 75	2.0 - 4.0	Black	Textured
M42808	80 x 80	2.0 - 4.0	Black	Textured
M42909	90 X 90	3.0 - 5.0	Black	Textured
R42127	100 x 100	2.0 - 4.0	Black	Textured
R150150	150 x 150	5.0 - 8.0	Black	Textured







Square Angled Tube Inserts

Sizes available: 19mm x 19mm, 25.4mm x 25.4mm

Square angled tube inserts are ideal for use on stacking chair legs. Made from Polyethylene.



Square Angled Tube Inserts

					
Order Code	Outside Diameter	Tube Wall Thickness	Angle	Colour	Finish
A35615A	19 x 19	1.2 - 1.6	25	Black	Gloss
A14632A	25.4 x 25.4	1.0 - 1.6	15	Black	Gloss






Square Half Moon Tube Inserts

Sizes available: 19mm x 19mm, 22mm x 22mm

Square half moon tube inserts add a nice rounded finish to square box section. Made from Polyethylene.



Square Half Moon Tube Inserts

				
Order Code	Outside Diameter	Tube Wall Thickness	Colour	Finish
A14482A	19 x 19	0.9 - 2.03	Black	Gloss
A14483B	22 x 22	0.9 - 2.03	Black	Gloss





Rectangular Tube Inserts

Sizes available: 25.4mm x 12.7mm upto 120mm x 60mm

Rectangular tube ends are designed to be inserted into hollow rectangular tube with ribbed sides for secure fitting. Ideal to offer protection from sharp tube edges. A quick, neat and easy finish for rectangular tubing. Made from LDPE.



Rectangular Tube Inserts

				
Order Code	Outside Diameter	Tube Wall Thickness	Colour	Finish
C50339/1	25.4 x 12.7	1.2 - 1.6	Black	Matt
7980/1	32 x 16	1.2 - 1.6	Black	Gloss
R51555/1	34.9 x 16	0.9 - 2.94	Black	Textured
R52183/1	38.1 x 19	0.9 - 2.94	Black	Gloss
C51389/2	38.1 x 25.4	0.9 - 2.03	Black	Textured
E211014	50.8 x 25.4	0.9 - 2.94	Black	Textured
A4299EA	50.8 x 25.4	0.9 - 2.94	White	Gloss
M52493	40 x 20	1.0-3.0	Black	Gloss
E50301530	50 x 30	1.0 - 3.0	Black	Gloss
M52655/1	60 x 30	1.5 - 3.0	Black	Gloss
M52754	60 x 40	2.0-4.0	Black	Gloss
M52754/2	60 x 40	2.0-4.0	White	Matt
R755024	75 x 50	2.0-4.0	Black	Textured
M52657	80 x 40	2.5-4.0	Black	Textured
M51882	100 x 50	2.0 - 4.0	Black	Textured
R12060	120 x 60	2.0-4.0	Black	Textured






Oval Tube Inserts

Sizes available: 30mm x 15mm, 32mm x 16mm, 50mm x 25mm and 60mm x 30mm

Flat sided oval tube inserts offer a quick, neat fitting solution. Made from Polyethylene.



Oval Tube Inserts

				
Order Code	Outside Diameter	Tube Wall Thickness	Colour	Finish
A4040TA	30 x 15	0.8-2.0	Black	Textured
A3538GA	32 x 16	0.9-3.0	Black	Textured
A5050TA	50 x 25	1.0-2.5	Black	Textured
A6060TA	60 x 30	1.0-2.0	Black	Textured




Saddle Feet

Sizes available: 22mm to 25.4mm and 32mm

Stacking Chair Guards, or Saddle Feet, are designed to snugly fit around tubular furniture and display stands. With an integral plastic pin for secure attachment, these chair guards, and tube guards are ideal for protecting your flooring, furniture and equipment. Made from LDPE.



Saddle Feet

		
Order Code	Outside Diameter	Colour
A08552A/B/1	22 to 25.4	Black
9N218Z/1	32	Black





Stand Off Feet

Sizes available: 25.4mm x 25.4mm, 32mm x 19mm and 50.8mm x 25.4mm

Stand off feet are ideal for raising tubing from the ground. Made from Polyethylene.



Stand Off Feet

			
Order Code	Outside Diameter	Colour	Finish
E11SOF	25.4 x 25.4	Black	Gloss
25940	32 x 19	Black	-
O4810	50.8 x 25.4	Black	-





Rod Wire End Tips

Sizes available (Inside Diameter): 3mm to 9.5mm

Rod and wire end tips offer ideal protection for rods and wires. End tips are a protective rubber cap and come in a range of sizes available in black or white.



Wire Tips

			
Order Code	Inside Diameter	Length	Colour
G09632A/B/2	3	17	White
G09633A/B/1	4	15	Black
G09633A/B/2	4	16.5	White
G15162A/B	5	22	Black
G15162A/B/2	5	22	White
G15163A/B/1	6	14	Black
G15163A/B/2	6	14	White
C70007/1	8	18	Black
G1567XA/B/1	9.5	15	Black





Round Plastic Ferrules

Sizes available (Inside Diameter): 9.5mm to 32mm

Round plastic ferrules act as protective caps for finishing off round tubular products. Ferrules are easy to fit over the end of tubing, and neatly finish off your application. Made from LDPE.



Round Plastic Ferrules

			
Order Code	Inside Diameter	Length	Colour
A0029FA	9.5	11	Black
C71383/1	12.7	13	Black
C71384/1	16	17.5	Black
C71322/1	19	17.5	Black
C71347/1	22	21	Black
C71333/1	25.4	27	Black
C71431	28.6	30	Black
C71430/1	32	32	Black




Square Plastic Ferrules

Sizes available (Inside Diameter): 19mm x 19mm, 22mm x 22mm and 25.4mm x 25.4mm

Square plastic ferrules are protective caps for square tube, fitting over the end of the box section for a neat finish. Made from LDPE.



Square Plastic Ferrules

		
Order Code	Inside Diameter	Colour
C70186/1	19 x 19	Black
C70187	22 x 22	Black
C70020/1	25.4 x 25.4	Black





Round Rubber Ferrules

Sizes available (Inside Diameter): 12.7mm to 32mm

Natural rubber ferrules fit neatly onto the end of round tube. Ideal for a range of applications from stools to walking aids.



Round Rubber Ferrules

				
Order Code	Inside Diameter	Length	Colour	Finish
½" NO.3	12.7	41	Black	Flat
⅝" NO.3	16	26	Black	Flat
¾" NO.3	19	33	Black	Rounded
⅞" NO.3	22	36	Black	Flat
1" NO.3/1	25.4	36	Black	Rounded
1⅛" NO.3	28.6	40	Black	Rounded
1¼" NO.3	32	38	Black	Rounded






Walking Stick Feet

Sizes available (Inside Diameter): 19mm, 22mm and 25mm

Rubber walking stick feet, Ideal for walking aids. Measure your stick diameter and choose the feet with inside diameter to suit.



Walking Stick Feet

 Order Code	 Inside Diameter	 Length	 Colour	 Finish
15121	19	42	Black	Flat
15119	22	42	Black	Flat
15112	25	42	Black	Flat






Heavy Duty Crutch Pads

Sizes available (Inside Diameter): 19mm, 22mm and 25mm

Crutch Pads are heavy duty grey ferrules that neatly fit over the end of round tubing. The added benefit that these medical heavy duty crutch pads are that they have an integral inner washer, that provides added durability and prevents any tubing damaging the crutch pad bases. Measure your stick diameter and choose the crutch pad with inside diameter to suit.



Heavy Duty Crutch Pads

 Order Code	 Inside Diameter	 Length	 Colour	 Finish
¾" NO.7	19	55	Grey	Concave
⅞" NO.7	22	55	Grey	Concave
25mm NO.7	25	55	Grey	Concave

Buffers and Door Stops

Sizes available: 16mm to 50.8mm

A range of natural rubber or stainless steel door stops and buffers. Ideal for protecting walls from doors. The stainless steel version has numerous fitting styles.



Buffers





Door Stops







Stainless Steel Door Stops





Buffers

 Order Code	 Diameter	 Height	 Colour
BU-3	16	7	Black
BU-5	22	9.5	Black
BU-6	25.4	8	Black

Door Stops

 Order Code	 Diameter	 Height	 Colour
DS-7	28.6	24	Black
DS-8	34.9	25.4	Black
DS-9	50.8	38	Black

Stainless Steel Door Stops

 Order Code	 Diameter	 Height	 Colour
DS-SS01	40	-	Stainless Steel
DS-SS02	40	-	Stainless Steel
DS-SS03	25	-	Stainless Steel
DS-SS04	-	-	Stainless Steel



DS-SS01



DS-SS02



DS-SS03




Bolt Nut Caps

Sizes available (Thread Diameter): M6, M8, M10, M12, M16 and M20

Bolt and Nut Caps are made of LDPE and are specifically designed as protective caps to fit snugly over bolts and nuts. With a range of sizes and either black or white colours to choose from these bolt and nut caps are an excellent protective cap on play equipment, furniture, display stands and machinery. Bolt and nut caps are also an excellent protection against weathering and rust.



Bolt Nut Caps

 Order Code	 Thread Diameter	 Colour
7450/1	M6	Black
7450/2	M6	White
7451/1	M8	Black
7451/2	M8	White
7452/1	M10	Black
7452/2	M10	White
7453/1	M12	Black
7453/2	M12	White
7455/1	M16	Black
7455/2	M16	White
7457/1	M20	Black

THE ROSS HANDLING PROMISE
always in stock, always next day



Connectors & Tubing

Sizes available: 25mm x 25mm






Heavy duty tube connectors with metal centres and an outer covering of ABS plastic. Suitable for use with our range of 25mm x 25mm (1.2) 18swg tubing.



Connectors

			
Order Code	Tube Diameter	Gauge	Colour
1W	25 x 25	1.2	Black
2W	25 x 25	1.2	Black
3W	25 x 25	1.2	Black
3WF	25 x 25	1.2	Black
4W	25 x 25	1.2	Black
4WF	25 x 25	1.2	Black
5W	25 x 25	1.2	Black
6W	25 x 25	1.2	Black

Square Tubing

				
Order Code	Tube Diameter	Gauge	Length	Colour
3MB	25 x 25	1.2	3m	Black
3MW	25 x 25	1.2	3m	White
3MBL	25 x 25	1.2	3m	Blue
3ALU	25 x 25	1.2	3m	Aluminium
3MR	25 x 25	1.2	3m	Red

Accessories

Soft Faced Hammers

Soft faced hammers have rubber heads, ideal for inserting our tube inerts and tube connectors. The rubber head prevents marking and damage.

Order Code: SFH01



Cutting Jig

The cutting jig is ideally teamed up with our steel tube, to securely cut to the lengths that you require.

Order Code: Cutting-Jig



Handwheels

Sizes available: 28mm to 60mm







A range of high impact resistant thermoplastic, light duty scalloped handwheels available from 28mm to 60mm in diameter with a range of thread sizes in male and female with a range of thread sizes in male and female from M5 to M10. The female option has a brass thread while the male version has a zinc plated stem.









Female

Male







Female Handwheels

					
Order Code	Colour	Diameter	Thread Diameter	Thread Length	Thread Material
1525(F)	Black	28	M5	-	Zinc Plated
1513(F)	Black	40	M6	-	Zinc Plated
1514(F)	Black	50	M8	-	Zinc Plated
1515(F)	Black	60	M8	-	Zinc Plated
1516(F)	Black	60	M10	-	Zinc Plated

Male Handwheels

					
Order Code	Colour	Diameter	Thread Diameter	Thread Length	Thread Material
1525(M)	Black	28	M5	15	Zinc Plated
1513(M)	Black	40	M6	20	Zinc Plated
1514(M)	Black	50	M8	35	Zinc Plated
1515(M)	Black	60	M8	40	Zinc Plated
1516(M)	Black	60	M10	40	Zinc Plated

5 Star Male Handwheels

					
Order Code	Colour	Diameter	Thread Diameter	Thread Length	Thread Material
3559	Black	43	M8	22	Zinc Plated
3560	Black	43	M8	37.5	Zinc Plated

Soft Touch Handwheel

Sizes available: 40mm, 50mm and 60mm







The soft touch handwheels have a polypropylene inner and a soft touch ergonomic TPE overmould. Available in 40mm to 60mm diameter. The female option has a brass thread while the male version has a zinc plated stem.









Female

Male

Female Handwheels

					
Order Code	Colour	Diameter	Thread Diameter	Thread Length	Thread Material
ST-1513(F)	Black	40	M6	-	Zinc Plated
ST-1514(F)	Black	50	M8	-	Zinc Plated
ST-1516 (F)	Black	60	M10	-	Zinc Plated

Male Handwheels

					
Order Code	Colour	Diameter	Thread Diameter	Thread Length	Thread Material
ST-1513(M)	Black	40	M6	20	Zinc Plated
ST-1514(M)	Black	50	M8	35	Zinc Plated
ST-1516(M)	Black	60	M10	30	Zinc Plated

We deliver worldwide.



Heavy Duty Handwheel

Sizes available: 32mm to 80mm (Female only)







Made from phenolic resin the range of heavy duty handwheels are ideal for industrial applications. Available in a range of diameters from 32mm to 80mm and zinc plated thread diameters from M6 to M16.









Female

Male

Female Heavy Duty Handwheel

					
Order Code	Colour	Diameter	Thread Diameter	Thread Length	Thread Material
402 X M6	Black	32	M6	-	Zinc Plated
403 X M8	Black	40	M8	-	Zinc Plated
404 X M10	Black	50	M10	-	Zinc Plated
405 X M12	Black	63	M12	-	Zinc Plated
406 X M16	Black	80	M16	-	Zinc Plated

Male Heavy Duty Handwheel

					
Order Code	Colour	Diameter	Thread Diameter	Thread Length	Thread Material
409 X M6X30	Black	32	M6	30	Zinc Plated
410 X M8X30	Black	40	M8	30	Zinc Plated
411 X M10X30	Black	50	M10	30	Zinc Plated
412 X M12X40	Black	63	M12	40	Zinc Plated






Drilled Through Handwheel

Sizes available: 20mm to 80mm

Drilled through handwheels are open ended female handwheels that have a brass thread all the way through. Available in a range of diameters from 20mm to 80mm and with thread diameters starting as small as 4mm upto 16mm. The brass thread is non corrosive so is suitable for a wide range of applications.



Drilled Through Handwheel

				
Order Code	Colour	Diameter	Thread Diameter	Thread Material
412B X M4	Black	20	M4	Brass
413B X M5	Black	25	M5	Brass
414B X M6	Black	30	M6	Brass
415B X M6	Black	40	M6	Brass
415B X M8	Black	40	M8	Brass
416B X M10	Black	50	M10	Brass
417B X M12	Black	60	M12	Brass
418B X M16	Black	80	M16	Brass







Lever Clamping Handles

Sizes available (Thread Diameter): M6, M8 and M10







Clamping handles are available in either male or female thread options. With an integral button, our clamping handles lift and can be rotated by one simple action.



Female Lever Clamping Handles

					
Order Code	Colour	Thread Diameter	Thread Length	Handle Length	Thread Material
CH43M6RED	Black	M6	-	43	Zinc Plated
CH65M8RED	Black	M8	-	65	Zinc Plated
CH83M10RED	Black	M10	-	83	Zinc Plated

Male Lever Clamping Handles

					
Order Code	Colour	Thread Diameter	Thread Length	Handle Length	Thread Material
CH43M6X20RED	Black	M6	20	43	Zinc Plated
CH65M8X30RED	Black	M8	30	65	Zinc Plated
CH83M10X50RED	Black	M10	50	83	Zinc Plated







Thumbscrew

Sizes available: 15mm and 22mm (Male only)







Thumb screws are small handwheels. Made from high impact resistant thermoplastic they have a knurled finish for extra grip. 15mm in diameter they are available with either 4, 5 or 6mm zinc plated threaded stems in male and female.



Female Thumbscrew

					
Order Code	Colour	Diameter	Thread Diameter	Thread Length	Thread Material
781(F)	Black	15	M4	-	Zinc Plated
782(F)	Black	15	M5	-	Zinc Plated
783(F)	Black	15	M6	-	Zinc Plated

Male Thumbscrew

					
Order Code	Colour	Diameter	Thread Diameter	Thread Length	Thread Material
784(M)	Black	15	M4	15	Zinc Plated
785(M)	Black	15	M5	15	Zinc Plated
786(M)	Black	15	M6	15	Zinc Plated
786(M) 22	Black	22	M6	15	Zinc Plated







T-Grip

Sizes available: 28mm







T-Grips often referred to as wing knobs are made from high impact resistant thermoplastic. Light weight and durable it's a cost effective solution. Available in 28mm diameter with 4, 5 and 6mm zinc plated thread options available in both male and female.



Female T-Grip

					
Order Code	Colour	Diameter	Thread Diameter	Thread Length	Thread Material
1623(F)	Black	28	M4	-	Zinc Plated
1624(F)	Black	28	M5	-	Zinc Plated
1625(F)	Black	28	M6	-	Zinc Plated

Male T-Grip

					
Order Code	Colour	Diameter	Thread Diameter	Thread Length	Thread Material
1626(M)	Black	28	M4	15	Zinc Plated
1627(M)	Black	28	M5	15	Zinc Plated
1628(M)	Black	28	M6	15	Zinc Plated

Ball Knobs

Sizes available: Moulded: 20mm to 50mm






Ball knobs are made from Duroplast and are available in a range of ball diameters. With a choice of brass or moulded threads in a range of thread diameters from M6 to M12.








Moulded Thread

Metal Thread

Ball Knobs Moulded Thread

 Order Code	 Colour	 Diameter	 Thread Diameter	 Thread Material
8143-201	Black	20	M6	Plastic
8143-203	Black	25	M8	Plastic
8143-206	Black	38	M10	Plastic
8143-209	Black	50	M12	Plastic

Ball Knobs Metal Thread

 Order Code	 Colour	 Diameter	 Thread Diameter	 Thread Material
8143-211	Black	20	M6	Zinc Plated
8143-213	Black	25	M8	Zinc Plated
8143-216	Black	35	M10	Zinc Plated
8143-219	Black	50	M12	Zinc Plated

Stainless Steel Ball Knobs







Sizes available: 20mm, 25mm, 38mm and 50mm

The stainless steel ball knobs offer an ideal solution for corrosive environments or on medical, pharmaceutical and catering equipment. Made from 304 stainless steel offering a small range of diameters and thread size options.



Stainless Steel Ball Knobs

 Order Code	 Diameter	 Thread Diameter	 Thread Material
SS-8143-211	20	M6	Stainless Steel
SS-8143-213	25	M8	Stainless Steel
SS-8143-216	38	M10	Stainless Steel
SS-8143-219	50	M12	Stainless Steel

Weld on Nuts, Tee Nuts and Metal Wood Inserts

Sizes available (Barrel Diameter): 8.4mm to 15.2mm

A range of metal fittings, ideal for creating instant threads in either wood or metal.










Weld on Nuts








Tee-Nuts

Metal Wood Insert








Weld on Nuts

						
Order Code	Thread Diameter	Flange Size	Barrel Diameter	Colour	Height	Length
106C	M6	14 x 22	8.4	Natural	8.5	-
108C	M8	18 x 26	10.8	Natural	10	-
110C	M10	18 x 26	12.5	Natural	10.5	-
112C	M12	20.5 x 29	15.2	Natural	12.5	-

Tee-Nuts

						
Order Code	Thread Diameter	Flange Size	Barrel Diameter	Colour	Height	Length
250615	M6	-	-	Natural	15	-
250817	M8	-	-	Natural	17	-
2501012	M10	-	-	Natural	12	-

Metal Wood Insert

						
Order Code	Thread Diameter	Flange Size	Barrel Diameter	Colour	Height	Length
W1-M6	M6	-	9	Zinc	-	15
W1-M8	M8	-	11.5	Zinc	-	15
W1-M10	M10	-	15	Zinc	-	15




Round Threaded Inserts

Sizes available: 16mm to 50mm

A range of round threaded plastic tube inerts, ideal for use with our range of adjustable feet. Manufactured from HDPE available in a range of sizes from 16mm to 50mm with M8 or M10 threads.



Round Threaded Inserts

 Order Code	 Colour	 Outside Diameter	 Tube Wall Thickness	 Thread Diameter	 Thread Material
39760	Black	16	1.0 - 2.0	M8	Plastic
39761	Black	18	1.0 - 2.0	M8	Plastic
39762	Black	20	1.0 - 2.0	M8	Plastic
39800	Black	22	1.0 - 2.0	M8	Plastic
39763	Black	25	1.0 - 2.0	M8	Plastic
39764	Black	25	1.0 - 2.0	M10	Plastic
39801	Black	28	1.0 - 2.0	M8	Plastic
39802	Black	28	1.0 - 2.0	M10	Plastic
39803	Black	30	1.0 - 2.0	M8	Plastic
39804	Black	30	1.0 - 2.0	M10	Plastic
39765	Black	32	1.0 - 2.0	M8	Plastic
39766	Black	32	1.0 - 2.0	M10	Plastic
39767	Black	45	1.0 - 2.0	M10	Plastic
39780	Black	50	1.0 - 2.0	M8	Plastic
39781	Black	50	1.0 - 2.0	M10	Plastic







Square Threaded Inserts

Sizes available: 16mm x 16mm to 50mm x 50mm

A range of square threaded plastic tube inerts, ideal for use with our range of adjustable feet. Manufactured from HDPE available in a range of sizes from 16mm to 50mm with M8 or M10 threads.



Square Threaded Inserts

					
Order Code	Colour	Outside Diameter	Tube Wall Thickness	Thread Diameter	Thread Material
39900	Black	16 x 16	1.0 - 2.0	M8	Plastic
39768	Black	19 x 19	1.2	M8	Plastic
39901	Black	20 x 20	1.0 - 2.0	M8	Plastic
39902	Black	22 x 22	1.0 - 2.0	M8	Plastic
39903	Black	25 x 25	1.0 - 2.0	M8	Plastic
39904	Black	25 x 25	1.0 - 2.0	M10	Plastic
K1954T/2	Black	25.4 x 25.4	1.2 - 1.6	M8	Plastic
39905	Black	30 x 30	1.0 - 2.0	M8	Plastic
39906	Black	30 x 30	1.0 - 2.0	M10	Plastic
5853-1	Black	32 x 32	1.2	M8	Plastic
5854-1	Black	32 x 32	1.6	M8	Plastic
5856-1	Black	32 x 32	1.6	M10	Plastic
5866-1	Black	38 x 38	1.6	M10	Plastic
39907	Black	40 X 40	1.0 - 2.0	M8	Plastic
5950-2	Black	40 X 40	1.0 - 2.0	M10	Plastic
39008	Black	50 x 50	1.0 - 2.0	M8	Plastic
8000-1	Black	50 x 50	1.0 - 2.0	M10	Plastic








Threaded Inserts

Various sizes available








Heavy duty threaded tube inserts, ideal for use with our range of furniture fittings and adjustable feet. Manufactured from HDPE available in a range of sizes from 16-50mm with M8 or M10 threads.










Rectangular Threaded Inserts

						
Order Code	Colour	Outside Diameter	Tube Wall Thickness	Thread Diameter	Length	Thread Material
39774	Black	50 x 25	1.0 - 2.0	M8	-	Plastic
39012	Black	50 x 25	1.0 - 2.0	M10	-	Plastic
S0845	Black	60 x 30	2	M10	-	Plastic

Extra Long Threaded Inserts

						
Order Code	Colour	Outside Diameter	Tube Wall Thickness	Thread Diameter	Length	Thread Material
461362	Black	25	1.5	M10	35	Metal
461352	Black	25 x 25	1.5	M8	35	Metal
461354	Black	25 x 25	1.5	M10	35	Metal
461353	Black	30 x 30	1.5	M8	35	Metal
461355	Black	30 x 30	1.5	M10	35	Metal

Heavy Duty Threaded Inserts

						
Order Code	Colour	Outside Diameter	Tube Wall Thickness	Thread Diameter	Length	Thread Material
180-68572	Black	38	1.5	M10	-	Metal
224-68182	Black	30 x 30	1.5	M10	-	Brass
224-63932	Black	30 x 30	1.5	M12	-	Brass
224-64323	Black	40 x 40	1.5	M10	-	Brass
224-63882	Black	40 x 40	1.5	M12	-	Brass
224-63902	Black	40 x 40	1.5	M16	-	Brass
224-66533	Black	40 x 40	2	M16	-	Brass
224-63051	Black	50 x 50	2.5	M16	-	Brass









Rigid Feet

Sizes available: 25mm, 30mm, 38mm, 47.5mm, 50mm and 63mm

A range of rigid adjustable feet with base sizes ranging from 25mm up to 63mm. All fitted with zinc plated threaded stems ranging in length from 25mm to 63mm. With load capacities upto 300kg, the adjustable feet are ideal for use on even the heaviest of furniture applications. Can be used in conjunction with threaded tube inserts or our range of metal threaded fittings or height adjuster brackets. A range of non-slip bases is also available.



Rigid Feet

							
Order Code	Base Diameter	Base Height to Thread	Thread Diameter	Thread Length	Base Colour	Load Capacity	Thread Material
5221-1	25	16	M6	25	Black	50	Zinc Plated
5223-1	38	16	M6	25	Black	50	Zinc Plated
G27630	25	14	M8	25	Black	50	Zinc Plated
38M8	38	16	M8	25	Black	100	Zinc Plated
5239-1	38	16	M8	37.5	Black	100	Zinc Plated
5239-1-50mm	38	16	M8	50	Black	100	Zinc Plated
5243-1-99	38	16	M8	100	Black	100	Zinc Plated
5254-1	50	8	M8	35	Black	100	Zinc Plated
5210-1	30	9	M10	40	Black	150	Zinc Plated
5260-1	38	18	M10	50	Black	150	Zinc Plated
5308-1	47.5	18	M10	45	Black	300	Zinc Plated
5356-1	47.5	18	M10	70	Black	300	Zinc Plated
5310-1	47.5	18	M12	45	Black	300	Zinc Plated
6748-3	63	20	M12	44.5	Black	150	Zinc Plated









Chrome Decorative Feet

Sizes available: 35mm and 45mm

A range of decorative feet with a chrome finish and nylon base.



Chrome Decorative Feet

							
Order Code	Base Diameter	Base Height to Thread	Thread Diameter	Thread Length	Base Colour	Load Capacity	Thread Material
B0306	35	17	M8	20	Chrome	100	Zinc Plated
B0307	45	22	M10	45	Chrome	150	Zinc Plated









Tilting Feet

Sizes available: 25mm to 55mm

A range of tilting adjustable feet with base sizes ranging from 25mm up to 63mm. All fitted with zinc plated threaded stems ranging in length from 25mm to 100mm. With load capacities upto 300kg, the adjustable feet are ideal for use on even the heaviest of furniture applications. Can be used in conjunction with threaded tube inserts or our range of metal threaded fittings.



Tilting Feet

							
Order Code	Base Diameter	Base Height to Thread	Thread Diameter	Thread Length	Base Colour	Load Capacity	Thread Material
5009-40-1	40	21	M6	25	Black	75	Zinc Plated
25SG	25	19	M8	25	Black	50	Zinc Plated
38SG	38	19	M8	25	Black	75	Zinc Plated
38SG-100	38	21	M8	100	Black	75	Zinc Plated
25SG-50mm	25	20	M10	50	Black	75	Zinc Plated
5014-47-1	47.5	20	M10	37.5	Black	150	Zinc Plated
5038-47-1	47.5	20	M10	75	Black	150	Zinc Plated
50SG	50	20	M10	37.5	Black	150	Zinc Plated
5019-55-1	55	21	M12	50	Black	200	Zinc Plated










Economy Conveyor Feet

Sizes available: 100mm

This range of economy feet have 100mm black bolt down bases and zinc plated threaded stems. Ideal for high load, low budget applications.



Economy Conveyor Feet

								
Order Code	Base Diameter	Base Height to Thread	Thread Diameter	Thread Length	Base Type	Base Colour	Load Capacity	Thread Material
EZP100BD-M10x100B	100	36	M10	100	Bolt Down	Black	750	Zinc Plated
EZP100BD-M12x100B	100	36	M12	100	Bolt Down	Black	750	Zinc Plated
EZP100BD-M16x100B	100	36	M16	100	Bolt Down	Black	1000	Zinc Plated
ERZP100BD-M10x100B	100	38	M10	100	Bolt Down	Black	750	Zinc Plated
ERZP100BD-M12x100B	100	38	M12	100	Bolt Down	Black	750	Zinc Plated
ERZP100BD-M16x100B	100	38	M16	100	Bolt Down	Black	1000	Zinc Plated

Conveyor Feet - Zinc Plated Thread

Sizes available: 50mm, 80mm and 100mm










A range of conveyor feet with zinc plated stems. Available from 50mm to 100mm base sizes and a variety of stem lengths. The height adjustable conveyor feet are ideal for machinery, platforms and heavy duty equipment, where load and stability are important. With 15 degrees of tilt they can also be used to level out equipment on uneven floor.



Bolt Down

Conical

Conveyor Feet - Zinc Plated Thread

 Order Code	 Base Diameter	 Base Height to Thread	 Thread Diameter	 Thread Length	 Base Type	 Base Colour	 Load Capacity	 Thread Material
ZP50C-M10X100B	50	40	M10	100	Conical	Black	150	Zinc Plated
ZP80C-M10X100B	80	40	M10	100	Conical	Black	150	Zinc Plated
ZP80BD-M10X100B	80	38	M10	100	Bolt Down	Black	150	Zinc Plated
ZP50C-M12X150B	50	43	M12	150	Conical	Black	150	Zinc Plated
ZP80C-M12X150B	80	43	M12	150	Conical	Black	150	Zinc Plated
ZP80BD-M12X150B	80	43	M12	150	Bolt Down	Black	150	Zinc Plated
ZP80C-M16X200B	80	47	M16	200	Conical	Black	400	Zinc Plated
ZP80BD-M16X200B	80	47	M16	200	Bolt Down	Black	400	Zinc Plated
ZP100C-M16X200B	100	45	M16	200	Conical	Black	400	Zinc Plated
ZP100BD-M16X200B	100	45	M16	200	Bolt Down	Black	400	Zinc Plated
ZP50C-M10X100W	50	40	M10	100	Conical	White	150	Zinc Plated
ZP80C-M10X100W	80	40	M10	100	Conical	White	150	Zinc Plated
ZP80BD-M10X100W	80	38	M10	100	Bolt Down	White	150	Zinc Plated
ZP50C-M12X150W	50	43	M12	150	Conical	White	150	Zinc Plated
ZP80C-M12X150W	80	43	M12	150	Conical	White	150	Zinc Plated
ZP80BD-M12X150W	80	43	M12	150	Bolt Down	White	150	Zinc Plated
ZP80C-M16X200W	80	47	M16	200	Conical	White	400	Zinc Plated
ZP80BD-M16X200W	80	47	M16	200	Bolt Down	White	400	Zinc Plated
ZP100C-M16X200W	100	45	M16	200	Conical	White	400	Zinc Plated
ZP100BD-M16X200W	100	45	M16	200	Bolt Down	White	400	Zinc Plated












Conveyor Feet - Stainless Steel Thread

Sizes available: 50mm, 80mm and 100mm

A range of conveyor feet with stainless steel stems. Available in a range of base sizes and a variety of stem lengths. The height adjustable conveyor feet are ideal for machinery, platforms and heavy duty equipment, where load and stability are important. With 15 degrees of tilt they can also be used to level out equipment on uneven floor.



Conveyor Feet - Stainless Steel Thread

								
Order Code	Base Diameter	Base Height to Thread	Thread Diameter	Thread Length	Base Type	Base Colour	Load Capacity	Thread Material
SS50C-M10X100B	50	40	M10	100	Conical	Black	150	Stainless Steel
SS80C-M10X100B	80	40	M10	100	Conical	Black	150	Stainless Steel
SS80BD-M10X100B	80	38	M10	100	Bolt Down	Black	150	Stainless Steel
SS50C-M12X150B	50	43	M12	150	Conical	Black	150	Stainless Steel
SS80C-M12X150B	80	43	M12	150	Conical	Black	150	Stainless Steel
SS80BD-M12X150B	80	43	M12	150	Bolt Down	Black	150	Stainless Steel
SS80C-M16X200B	80	47	M16	200	Conical	Black	400	Stainless Steel
SS80BD-M16X200B	80	47	M16	200	Bolt Down	Black	400	Stainless Steel
SS100C-M16X200B	100	45	M16	200	Conical	Black	400	Stainless Steel
SS100BD-M16X200B	100	45	M16	200	Bolt Down	Black	400	Stainless Steel
SS50C-M10X100W	50	40	M10	100	Conical	White	150	Stainless Steel
SS80C-M10X100W	80	40	M10	100	Conical	White	150	Stainless Steel
SS80BD-M10X100W	80	38	M10	100	Bolt Down	White	150	Stainless Steel
SS50C-M12X150W	50	43	M12	150	Conical	White	150	Stainless Steel
SS80C-M12X150W	80	43	M12	150	Conical	White	150	Stainless Steel
SS80BD-M12X150W	80	43	M12	150	Bolt Down	White	150	Stainless Steel
SS80C-M16X200W	80	47	M16	200	Conical	White	400	Stainless Steel
SS80BD-M16X200W	80	47	M16	200	Bolt Down	White	400	Stainless Steel
SS100C-M16X200W	100	45	M16	200	Conical	White	400	Stainless Steel
SS100BD-M16X200W	100	45	M16	200	Bolt Down	White	400	Stainless Steel












Stainless Steel

Sizes available: 50mm, 75mm and 100mm

A full range of stainless steel adjustable feet, available in a wide range of base sizes and stem lengths. Ideal for medical, pharmaceutical and food manufacturing applications.



Full Stainless Steel Feet

 Order Code	 Base Diameter	 Base Height to Thread	 Thread Diameter	 Thread Length	 Base Type	 Base Colour	 Load Capacity	 Thread Material
SS50C-M10X100SS	50	40	M10	100	Conical	Stainless Steel	650	Stainless Steel
SS50BD-M10X100SS	50	40	M10	100	Bolt Down	Stainless Steel	650	Stainless Steel
SS75C-M10X100SS	75	43	M10	100	Conical	Stainless Steel	650	Stainless Steel
SS75BD-M10X100SS	75	43	M10	100	Bolt Down	Stainless Steel	650	Stainless Steel
SS50C-M12X150SS	50	40	M12	150	Conical	Stainless Steel	650	Stainless Steel
SS50BD-M12X150SS	50	40	M12	150	Bolt Down	Stainless Steel	650	Stainless Steel
SS75C-M12X150SS	75	43	M12	150	Conical	Stainless Steel	650	Stainless Steel
SS75BD-M12X150SS	75	43	M12	150	Bolt Down	Stainless Steel	650	Stainless Steel
SS75C-M16X200SS	75	43	M16	200	Conical	Stainless Steel	1750	Stainless Steel
SS75BD-M16X200SS	75	43	M16	200	Bolt Down	Stainless Steel	1750	Stainless Steel
SS100C-M16X200SS	100	43	M16	200	Conical	Stainless Steel	1750	Stainless Steel
SS100BD-M16X200SS	100	43	M16	200	Bolt Down	Stainless Steel	1750	Stainless Steel





Handgrips

Sizes available: 12.7mm to 25.4mm





A variety of handgrips ideal for manual handling equipment. Available in a range of sizes to fit tube diameters of 12.7mm to 32mm. Available in either economy or heavy duty.







Economy Handgrips

			
Order Code	Internal Diameter	Length	Colour
9348	12.7	109	Black
1622	16	75	White
8626	22	110	Black
8625	25.4	110	Black

Heavy Duty Handgrips

			
Order Code	Internal Diameter	Length	Colour
PP6/425/1	19	101.6	Black
PP7/425	22	101.6	Black
PP8/5/1	25.4	127	Black
PP10/55	32	139.7	Black
8783	19	105	Black
8669	22	105	Black
8731	25.4	105	Black

Heavy Duty Rubber Handgrips

			
Order Code	Internal Diameter	Length	Colour
7/8" RUBBER/1	22	114.3	Black
1" RUBBER/1	25.4	114.3	Black

Connect-A-Tube


THE SIMPLE PRODUCT WITH ENDLESS POSSIBILITIES.

Design and build bespoke pieces of handling and storage equipment quickly

- ✓ Unlimited uses and configurations
- ✓ Massive efficiency gains
- ✓ Economical and bespoke solution to your operational requirement



Live Storage Systems



Racking & Shelving



Workstations



Carts & Trolleys



Bespoke Designs



What is Connect-A-Tube?

- Lean manufacturing tube and bracket system
- A combination of pipes, brackets and fixings which bolt together and allow you to quickly design and build bespoke pieces of handling and storage equipment
- As your application requirements change you can disassemble your products and reassemble new ones
- ✓ Cheapest online
- ✓ Cut and build service available
- ✓ Endless possibilities

Trucks, Trolleys and Steps

KEEPING YOUR OPERATION ON THE MOVE.

We offer a massive range of high quality sack trucks, trolleys and steps. Durable, robust and designed for the job at hand our range is designed to keep your business moving in the right direction.



3-4 days lead time.

To find out more visit www.rosscastors.co.uk/trucks-trolleys-steps



Our Range includes

- Sack Trucks
- Aluminium Sack Trucks
- 3 in 1 Folding Sack Trucks
- Stairclimber Sack Trucks
- Mobile Steps
- Warehouse Safety Steps
- Tray Trolleys
- Table Trolleys
- Platform Trolleys
- Trailers Dollies & Skates
- Accessories
- Ladders



Order online at www.rosscastors.co.uk



always in stock, always next day



Order weekdays before 2pm for same day dispatch

Ross Handling Ltd
1 Tuxford Road,
Leicester LE4 9TZ
Tel: 0116 276 4987
www.rosscastors.co.uk



Order online at www.rosscastors.co.uk